

Preceptee Reports

The ASDS Preceptorship Program offsets travel expenses for graduating residents and early-career dermatologists to experience a dermatology practice in action with one-on-one access to renowned experts. The following testimonials report on 2023 visits, which were conducted with the gracious support of La-Roche Posay. In total, 54 residents were awarded \$500 to mentor with one of 85 approved ASDS Preceptors at their practice or institution. View program details and read [other testimonials](#) at asds.net/Preceptorship-Program.

Preceptee: Meenakshi Manivannan, MD, Chicago, Ill.

Preceptor: Lisa Pruett, MD, Dallas, Texas



Drs. Manivannan and Pruett

I spent my week in Dallas at Revival Dermatology with Lisa Pruett, MD. Dr. Pruett is a wonderful mentor who patiently answered my many questions about procedures, treatment options, clinic flow and business practices. I had the pleasure of not only learning about procedural dermatology, but also watching her manage her general dermatology patients as well, which allowed me to understand how to manage a clinic with both procedural and general dermatology patients. I enjoyed watching and learning from Dr. Pruett as I was able to see a wide array of procedures, and I am glad that I was given the opportunity by the ASDS Preceptorship Program to work with her.

Preceptee: Norhan Shamloul, MD, Hershey, Pa.

Preceptor: Franki Lambert Smith, MD, Rochester, N.Y.




Drs. Shamloul and Lambert Smith

My experience with Franki Lambert Smith, MD, was incredible! She immediately began teaching me upon meeting. She taught during each patient experience and would show me previous cases that were similar to really solidify the information. I learned new stitching techniques, reconstructions for Mohs defects and even how to choose the best instrument for each procedure. She provided advice on everything from the Mohs application process to establishing a career post-graduation. This experience was invaluable, and I am thankful I was able to meet and work with someone who is so dedicated to education and fostering the growth of residents.

Preceptee: Kevin Savage, MD, Pittsburgh, Pa.

Preceptor: Anna Bar, MD, Portland, Ore.



Dr. Savage

I spent an incredible week with Anna Bar, MD, at Oregon Health Sciences University in Portland, Oregon. My goals going into this rotation were to increase my exposure to MART-1 staining for in-situ and invasive melanomas and learn new reconstructive approaches and techniques. During my rotation, I was exposed to numerous advanced tumors and multiple complex reconstructions including grafts, advancement, rotation and interpolation flaps daily. I was struck by how efficient and thorough Dr. Bar and her team were with every patient, allowing us to perform a high volume of complex cases daily while making every patient feel like they were the only person there. Through this rotation, I expanded my pathology and surgical knowledge and picked up several practice management strategies I plan to use in daily practice in the future. Overall, this was a great rotation, and I would recommend to anyone interested.

Preceptee: Payvand Kamrani, DO,
Chapel Hill, N.C.

Preceptor: Gilly Munavalli, MD,
Charlotte, N.C.



I was fortunate to rotate with Gilly Munavalli, MD, and his team in August 2023. From my first moments there, he was so welcoming and kind. On my first day, I was able to see many different cosmetic procedures including injectables, lasers and consults. His Fellow was very kind and reviewed the schedule to make sure I was able to see as many cosmetic procedures as possible. Dr. Munavalli took the time to teach me in between patients, even when the clinic was busy. He is a great teacher. I was also able to spend time with his colleagues, Drs. Payman Kosari and Hayley Leight. Both are fantastic! Dr. Kosari does many acne scarring treatments, and I was able to see the Erbium Yag CO2 laser and his approach to soft tissue augmentation. The day I worked with Dr. Leight was so much fun. Her team and patients are one of a kind. They were all sweet and did such a great job of including me as a member of the team. She is also a great teacher and would speak her thoughts out loud so you can follow what products she is using, why she chose that product and how superficial vs. deep to place it. I really appreciate the opportunity that would not have been possible without the support of Dr. Munavalli and the ASDS Preceptorship Program scholarship!

Preceptee: Lily Park, DO,
Miami, Fla.

Preceptor: Amy Taub, MD,
Lincolnshire, Ill.



I had the privilege of spending a week learning from Amy Taub, MD, a renowned leader in the field of cosmetic dermatology. Dr. Taub – recognized for her expertise in skin care, lasers and injectables – impressed me with her methodical approach to skin checks, biopsies and benign growth removals, among many procedures. Her thorough and deliberate methods are aimed at optimizing patient outcomes while minimizing potential side effects.

One of the most enlightening aspects of my experience was observing her cosmetic consultations. Many of her patients were remarkably well-informed already, and she complemented their knowledge with scientific explanations behind her recommendations, adding a rich, educational dimension. Beyond her professional excellence, Dr. Taub's amiable nature made the experience even more enjoyable.

I am deeply grateful to Dr. Taub, ASDS and La-Roche Posay for their support, making this invaluable learning opportunity possible.

Preceptee: Olivia Jew, MD,
Durham, N.C.

Preceptor: Divya Srivastava, MD,
Dallas, Texas



My ASDS preceptorship with Divya Srivastava, MD, was a phenomenal learning experience! It was so valuable to learn surgical techniques, tumor management pearls and practice management style from Dr. Srivastava, who is a skilled and talented mentor. Being at UT Southwestern for the week, I saw a wide range of cases, consultations and follow-ups, and I enjoyed working in the fast-paced, efficient environment with high volume and complex cases. In particular, I enjoyed my time at the microscope honing my skills in interpreting frozen histology, discussing repair designs and the rationale behind them, as well as gaining takeaways in patient pre- and post-operative counseling. I also enjoyed meeting and talking with a diverse cohort of patients from all over the Dallas area!

Furthermore, it was especially rewarding getting to know the members of the team in the Mohs unit, including Rajiv Nijhawan, MD, the current UTSW Fellow Kevin Shi, MD, and the wonderful nurses and techs who helped make me feel so welcome. I feel extremely grateful to have learned from each person I met during the preceptorship. This experience certainly helped to solidify my enthusiasm about a career in Mohs and provided the opportunity to gain valuable role models and mentors going forward in my career. ●

Resident Preceptee Reports

The ASDS Preceptorship Program, graciously supported by La Roche-Posay, offsets travel expenses for graduating residents and early-career dermatologists to experience a dermatology practice in action with one-on-one access to renowned experts.

The following testimonials conclude reports on 2022 visits. In total, 44 residents were awarded \$500 to mentor with one of 67 approved ASDS Preceptors at their practice or institution. View program details and read other testimonials at asds.net/Preceptorship-Program.

Preceptee: Shoshana R. Blumenthal, MD, Aventura, Fla.

Preceptor: Rajiv Nijhawan, MD, Dallas, Texas



Dr. Blumenthal

My experience with Drs. Nijhawan and Srivastava at UTSW was exceptional. All of my days were spent in Mohs clinic where I was exposed to new

reconstructive alternatives and surgical techniques that I will use in my future practice. Both surgeons are very sensitive to aesthetic outcomes and patient experience. I think their focus on patient experience was the most striking to me and my biggest takeaway from my preceptorship. Additionally, I really enjoyed working with the entire team, which served to reemphasize the importance of communication and respect among team members. Overall, this was an excellent opportunity, and I appreciate the support of ASDS, Dr. Nijhawan and Dr. Srivastava for making this possible.

Preceptee: Ritu N. Swali, MD, Houston, Texas

Preceptor: Heidi Prather, MD, Austin, Texas



Drs. Swali and Prather


My ASDS preceptorship with Dr. Prather was beyond my expectations. We had met at a dermatology networking event a few months prior, and since then, she had been proactive about scheduling numerous procedures for the week of my rotation. Although she specializes in tumescent liposuction, she made sure I had the opportunity to see a large variety of procedures I didn't even know existed. I saw everything from injectables to lasers, from body contouring to sclerotherapy, and from peels to acne scar surgery.

Before and after every cosmetic procedure, we went over pre- and post-procedure protocols in terms of informed consent, procedural setup and patient education. Dr. Prather reviewed her thought process on why she encouraged certain procedures for certain patients and alternatives for various patient characteristics. She took the time to answer questions and discussed practice management techniques. At the end of the work day, she even went out of her way to add on staff procedures, so that I could experience more directed learning and hands-on exposure.

I am so grateful for the opportunity to gain a better understanding of what we, as dermatologic surgeons, have available to offer to our patients through this ASDS preceptorship, and even more so, to gain an amazing lifelong mentor.

Preceptee: Angela J. Wipf, MD, Denver, Colo.

Preceptor: Ian A. Maher, MD, Minneapolis, Minn.



Dr. Wipf

I spent a week with Dr. Maher at the University of Minnesota Department of Mohs Surgery. Not only is Dr. Maher a highly skilled reconstructive

surgeon, but he also does periocular reconstruction, which is a rarity among Mohs surgeons. He performs Mohs for melanoma, which although not extremely uncommon is not done at my home institution. Even though my rotation was short, I was able to see the extirpation and reconstruction of several periocular tumors. Observing the efficiency and skill with which Dr. Maher went about these reconstructions was highly inspiring; I always assumed that once I am practicing Mohs, I would refer these out (as most other Mohs surgeons do); however, I now believe that this is an area in which more Mohs surgeons should expand and that I myself may one day practice. I also found it highly educational to observe Mohs for melanoma, learn more about immunostaining, read melanoma slides and understand the utility of immunostaining for other types of

tumors since this is not something my home institution lab does. Overall, this experience was very educational, enjoyable and inspiring!

Preceptee: Hailey Grubbs, DO, Sunrise, Fla.

Preceptor: Anthony Benedetto, DO, Drexel Hill, Pa.



Dr. Benedetto and Grubbs

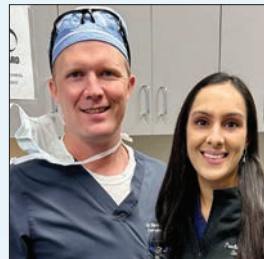
My week with Dr. Benedetto through the ASDS Preceptorship Program was a wonderful learning experience. Dr. Benedetto has

a wealth of knowledge with years of experience, and I am grateful to have worked with him. During our time together, we performed Mohs micrographic surgery on keratinocyte tumors and melanomas; injected neurotoxins and Ha and CaHa fillers; and used laser technologies such as IPL, Pico, diode and PDL on patients with a variety of skin types. Dr. Benedetto utilizes several techniques for hemostasis that I had not yet seen, including alginate wound dressings and TCA. I gained experience being resourceful and troubleshooting as we provided post-operative and wound care for patients.

While assisting with cosmetic consultations and assessments, Dr. Benedetto demonstrated how attention to subtle details leads to excellent results. Our discussions of anatomy and how it relates to injection techniques were particularly beneficial. He also provided guidance on office management, conserving supplies and counseling patients with unrealistic expectations. Working at the Dermatologic SurgiCenter with Dr. Benedetto was an exciting opportunity and afforded me a real-life perspective on balancing a busy practice filled with procedural dermatology.

Preceptee: Preetha Kamath, MD, Birmingham, Ala.

Preceptor: Slade Stratton, MD, Saint Louis, Mo.



Drs. Stratton and Kamath

The ASDS Preceptorship Program allowed me to have an invaluable experience at Washington University in St. Louis


working with Dr. Stratton. I had the opportunity to gain further understanding of many different aspects of micrographic surgery and cutaneous oncology including the presurgical consultation, removal of skin cancer using the Mohs technique, tissue processing and interpretation of slides, reconstruction and wound care.

One highlight was learning about Dr. Stratton's approach to marking Mohs slides while on the microscope and using a unique grid to map exactly where the tumor is located prior to taking additional stages. During my preceptorship, I learned about the management of various types of cutaneous oncology ranging from squamous cell carcinoma to dermatofibroma sarcoma protuberans. I was also able to discuss my career goals which include pursuing a Mohs fellowship and learning about office management.

This preceptorship was an amazing experience that will have a significant impact on both my personal and career development. I am thankful to ASDS for helping me build relationships with mentors who are supportive of my goals. As I transition to the next chapter in my career, I feel better equipped to care for patients with all types of skin cancers and will take the pearls that I have learned with me as I progress in my career.

Preceptee: Angel J. Diaz, MD, Baltimore, Md.

Preceptor: Elizabeth Tanzi MD, Chevy Chase, Md.



Dr. Diaz

Working with Dr. Tanzi was amazing. She is a pioneer in the field of cosmetic dermatology and a terrific mentor committed to resident education. During

the rotation, I saw multiple cosmetic procedures in her private practice, including injectables, chemical peels and lasers.

In addition, I learned how to run a practice efficiently with excellent supporting staff while keeping the patient's best interest as the main priority. I am truly grateful for this opportunity and would recommend anyone interested in having exposure to cosmetic procedures rotate with Dr. Tanzi.

RESIDENT CORNER

Preceptee: Priscilla L. Kojder, MD,
New York, N.Y.

Preceptor: John Carucci, MD, PhD,
New York, N.Y.



Drs. Kojder and Carucci

I had the wonderful opportunity to learn from Dr. John Carucci during my week-long preceptorship at New York University.

During my time, I was able to see Dr. Carucci care for a variety of patients, and I learned about the different factors he considers when devising a treatment plan. I was able to understand why he may choose to let one wound heal by secondary intent, while opting for a multi-stage interpolation flap for another. I also better understood how he coordinates care with multidisciplinary providers for patients with high risk tumors. It was a privilege to see him create individualized treatment plans to provide the best care for his patients.

I was particularly fascinated by the methodical approach Dr. Carucci has for tackling multi-subunit repairs. I witnessed him elegantly reconstruct a large defect involving the nasal dorsum, nasal side wall and medial cheek of a patient. He performed a cheek advancement flap followed by a paramedian forehead flap, which included careful templating, dissection and debulking of the flap before placement. His meticulous attention to detail in each step of the repair made a difficult defect appear easy!

I thoroughly enjoyed my time learning from Dr. Carucci, and I'm grateful to the ASDS Preceptorship Program for the opportunity.

Preceptee: Yssra S. Soliman, MD,
New York, N.Y.

Preceptor: Cheryl Burgess, MD,
Washington D.C.



Drs. Burgess and Soliman

I was fortunate to spend a week working with Dr. Cheryl Burgess at her two offices in Washington D.C. and Annapolis. I was able to


watch many neuromodulator, sculptra and HA injectable procedures. Dr. Burgess taught me how to appropriately use several laser devices, particularly the Aerolase, for the treatment of various conditions in skin of color. During the week, she also treated patients for a myriad of hair loss conditions including alopecia areata and central centrifugal cicatricial alopecia. Finally, I was able to learn about the role of every team member in smoothly running a private practice including front desk staff, the medical assistants and nurses.

Dr. Burgess wears many different hats including being a clinician, principal investigator on numerous clinical trials, board member for various societies and mentor to many students, residents and young attendings. I learned the most by watching her flawlessly juggle all these roles during a very busy week. She is kind, confident and humble all at once. Her patients adore her and regard her as a friend and essential member of the community. Dr. Burgess remembers her patients' last trip, big work project and recent parties with genuine interest. This human connection has kept her patients coming back for decades.

As a resident who is near the end of training, I know how special it is to have a mentor who is so relatable yet one of the most accomplished leaders in our field. I signed up for this preceptorship to learn more about cosmetic procedures and skin of color; however, I also received an education on what it means to be a brilliant mentor, physician and human. This was an incredible program and one of the best weeks of my training.

Preceptee: Tina Hsu, MD, Chicago, Ill.

Preceptor: Ramona Behshad, MD,
Saint Louis, Mo.



Dr. Hsu

Through the ASDS Preceptorship Program, I spent a focused week working with Dr. Ramona Behshad at St. Louis University and gaining in-depth

knowledge into Mohs micrographic surgery.

Coming from a residency program at a busy public hospital in Chicago where we primarily see skin of color patients, I feel very comfortable with complex medical dermatology and inflammatory skin conditions. However, we do not have a high volume of skin cancers given our patient population, and most of the skin cancers we do see are very late-stage and often require referral to surgical and medical oncology, as well as radiation oncology. I wanted to experience more bread-and-butter skin cancer surgery, as well as see how a high-volume Mohs micrographic surgery center runs, and I was able to do this with Dr. Behshad. I observed how Mohs layers were taken, processed, read and how defects were reconstructed. I was able to watch several advanced flaps and skin graft placements and played a role in the patient experience.

Importantly, Dr. Behshad was a complete joy to work with! She has so much infectious energy and is incredibly friendly. Her energy clearly has a positive impact on her fellows, residents and staff, as everyone was so kind and willing to let me help. The spirit of teamwork was palpable. She was clearly secure enough to delegate tasks to others and let residents have significant participation in cases. One of the most valuable parts of this experience, in my opinion, was being able to listen to the thought process of a Mohs surgeon when deciding on a repair; I feel like I gained far more knowledge than just reading about a repair in a textbook. I also began to understand which cases might be better suited for repair by plastic surgery or oculoplastic

surgery, and I learned the importance of having a good working relationship with other specialties. Lastly, I felt extremely comfortable asking questions to everyone in the office, including the Fellow and Dr. Behshad herself, regarding the Mohs surgery and how slides were processed. I also felt comfortable discussing why certain repairs were chosen and was never made to feel silly even though someone might have found the questions a bit basic. I cannot emphasize how much I appreciated the opportunity to ask questions in a comfortable environment.

I feel extremely fortunate to have had the opportunity to work with Dr. Behshad and learn more about Mohs micrographic surgery during my ASDS preceptorship, and I would highly recommend this experience for any resident looking to further their surgical education and expand their learning opportunities beyond their home residency program.

Preceptee: Kavita Darji, MD, St. Louis, Mo.

Preceptor: Sabrina Fabi, MD, San Diego, Calif.



Drs. Darji and Fabi

I had a truly wonderful experience during my one-week ASDS preceptorship with Dr. Fabi. During my time with her,

I learned so much about both traditional and novel devices and procedures. Specifically, I was able to see a wide array of lasers and energy-based devices in action as well as refine my knowledge about different techniques for cosmetic injectables, sclerotherapy and liposuction.

I especially value the detailed teaching that Dr. Fabi provided about the scientific foundation behind different procedures, thereby increasing my understanding of their mechanism of action and clinical

applications. With every patient, she reviewed key facts about their treatments, thus allowing me to cement this information more readily. Moreover, it was priceless to watch her connect with her patients and develop a genuine, trusting and approachable physician-patient relationship. Finally, witnessing Dr. Fabi obtain successful patient results while setting realistic patient expectations served to be a key lesson as I near the completion of my residency training.

Importantly, it was eye-opening to watch Dr. Fabi investigate new management techniques on the horizon. She emphasized the significance of studying upcoming innovations and incorporating technology to refine current treatment options. Having the opportunity to engage in research with her to achieve this goal and contribute to existing literature was indeed irreplaceable.

While at the practice, I also had the unique opportunity of rotating with leading experts Drs. Goldman, Butterwick, Groff, Boen and Loyal. As a result, I was able to observe multiple diverse styles of practice and obtain useful pearls from trailblazers in the field, which is invaluable as I consider how I'd like to shape my future practice. The entire team at this clinic was incredibly kind, welcoming and supportive, making my visit all the more enjoyable.

I am forever grateful to have had the ASDS Preceptorship Program grant to support this experience, as it allowed me to grow professionally and further pursue my career ambitions. At the conclusion of my week there, I left the practice feeling inspired to provide the finest patient care while being a lifelong learner in this advancing field. I highly encourage others who are seeking an exceptional chance to supplement their training to pursue this resident scholarship. I will cherish the mentorship and education that I attained from this preceptorship for decades to come.

Preceptee: Stefanie Altmann, DO, Key West, Fla.

Preceptor: Travis Blalock, MD, Atlanta, Ga.




Dr. Altmann

This experience gave me a great opportunity to learn Mohs surgery and reconstruction. Dr. Blalock is a wonderful mentor and is dedicated to

teaching the next generation of dermatologists. In addition to being a knowledgeable expert in Mohs surgery and reconstruction, he shared many other practical pearls. My preceptorship was very rewarding, and I learned a lot.

Preceptee: Joanna C. Jaros, Chicago, Ill.

Preceptor: Carolyn Jacob, MD, Chicago, Ill.



Dr. Jaros

I spent a week with Dr. Carolyn Jacob learning the ropes of cosmetic dermatology. I was able to observe a multitude of facial fillers,

neuromodulators and facial procedures including CO2 laser procedures, microneedling and microdermabrasion. Dr. Jacob also kindly invited me to a fillers CME session where I learned from hands-on patient demonstrations!

RESIDENT CORNER

Preceptee: Shawn Shih, MD,
Medford, Mass.

Preceptor: Neil Sadick, MD,
New York, N.Y.



Drs. Shih, Ferliz and Sadick

Drs. Sadick and Ferliz were not only knowledgeable but also incredibly welcoming and kind. They welcomed me to the practice with compassion and eagerness to teach and share their expertise, including PRP for androgenetic alopecia, as well as combination treatment for skin tightening and rejuvenation using 1927nm laser combined with radiofrequency microneedling. They invited me to ask as many questions as I wanted and taught me many invaluable clinical pearls throughout the clinical encounters. All their staff was also very easy going and welcoming. Even though it was a short one-week rotation, I felt as if I was part of the team and learned so much more than I expected. I am incredibly grateful for this experience and would recommend this preceptorship to anyone interested in learning more about hair loss and cosmetic dermatology.

Preceptee: Elizabeth E. Cooper, MD,
Austin, Texas

Preceptor: Mary Lupo, MD,
New Orleans, La.




Drs. Lupo and Cooper

I learned so much and had such a great time during my week with Dr. Mary Lupo and her colleague, Dr. Nina Hartman. I took away so many valuable, evidence-based pearls on the practical use of botulinum toxin, many different soft tissue fillers, Kybella, CoolSculpting and laser techniques. From prepping and evaluating the patient to the actual injection technique, I couldn't have asked for a better teacher than Dr. Lupo. I especially feel much more comfortable with Sculptra and Radiesse products, since up until now, my exposure to these products has been limited. Dr. Lupo made sure I understood why she was choosing each injectable agent depending on the patient's case and goals as established in the patient room. I was taking notes during my entire week, as I plan to incorporate so much of what I learned with Dr. Lupo in my own clinical practice after I graduate! I feel so lucky to have gotten this exposure to cosmetic dermatology with the help of ASDS. This is an experience I will always remember so fondly.

Preceptee: Eloise Galligan, MD,
New York, N.Y.

Preceptor: Mary Lupo, MD,
New Orleans, La.



Dr. Galligan

I don't have enough positive things to say about this experience or Dr. Lupo! She is a wizard injector and facial designer, but her services extend far beyond the aesthetic. In my short time working with her, she provided nearly as much counseling on smoking cessation, hypothyroidism, weight loss and bereavement as she did soft tissue augmentation. It was nothing short of inspiring to watch every patient leave her office with restored self-worth and a newfound sense of control over their health and well-being. In addition to refining my understanding of injectable selection and technique, Dr. Lupo opened my eyes to the tremendous impact a cosmetic dermatologist can have on her patients and their families longitudinally over time. My approach to the cosmetic patient will be indelibly bettered by her example.

Preceptee: Amanda Campbell, MD,
Arlington, Va.

Preceptor: Rebecca Fitzgerald, MD,
Los Angeles, Calif.



Drs. Fitzgerald and Campbell

My time with Dr. Rebecca Fitzgerald provided an invaluable opportunity to experience the daily life of one of our field's leading

cosmetic dermatologists. I learned about cutting edge therapeutics; injection techniques for neurotoxins and fillers; and various devices including numerous types of lasers, radiofrequency microneedling and CoolSculpting. Most importantly, I learned the foundations of assessing facial shape and proportions. Dr. Fitzgerald also took the time to provide valuable life, career and business advice, which I will carry with me throughout my career. I can't express in words how grateful I am to have had such a meaningful experience with Dr. Fitzgerald and wish I was able to spend more time with her. I highly recommend this program to any dermatology residents interested in cosmetic dermatology!

Preceptee: Stephanie Saridakis, DO,
Seven Hills, Ohio

Preceptor: Shilpi Khetarpal, MD,
Cleveland, Ohio



Dr. Saridakis

Through the ASDS Resident Preceptorship Program, I was fortunate to have the opportunity to work with Dr. Shilpi Khetarpal at The Cleveland Clinic. Having

been a former ASDS preceptorship recipient herself, Dr. Khetarpal was sure to make the week educational and enjoyable with a focus on cosmetic and laser treatments in dermatology. I did not anticipate how informative this week would be. In addition to being an unparalleled educator, Dr. Khetarpal has a true gift for patient-physician interactions. Her bedside manner is truly one to model after.

From early in my residency training, I have been interested in learning more about laser and energy-based treatments. During my time with Dr. Khetarpal, I gained exposure to multiple different laser and energy-based devices, neuromodulators, dermal fillers, non-invasive skin tightening devices and microneedling / radiofrequency microneedling. She did not hesitate to share educational resources with me to support an evidence-based practice in cosmetics and laser / energy-based modalities.

By working with Dr. Khetarpal, this preceptorship allowed me the opportunity to refine my cosmetic skills and knowledge of laser / energy-based modalities in dermatology. This experience was invaluable. The only thing I wish was that I had even more time to spend learning from my preceptor. I am grateful to ASDS for supporting this excellent learning opportunity.

Preceptee: Jeena K. Sandhu, MD,
Chicago, Ill.

Preceptor: Mitchel Goldman, MD,
San Diego, Calif.



Dr. Sandhu

My preceptorship with Dr. Goldman was such an amazing learning experience, providing me with exposure to various lasers and cosmetic procedures. I

observed an array of procedures, including skin tightening procedures, radiofrequency microneedling, non-ablative resurfacing laser procedures, threadlifts, neurotoxin injections and soft tissue augmentation injections. It was so great to learn all the pearls regarding various devices, such as IPL, which Dr. Goldman himself developed. I was also able to work with other cosmetic dermatologists at the clinic, including Drs. Wu, Fabi, Boen and Butterwick. I am very thankful I was able to attend a supplemental cosmetic filler course where Drs. Butterwick and Boen educated the attendees on injection techniques. Additionally, it was especially helpful to learn about the treatment of hyperpigmentation via lasers from Drs. Goldman and Wu. As I head back to Chicago, I have gained the knowledge to help address the cosmetic concerns of my patients. ●

Resident Preceptee Reports

The Preceptorship Program, graciously supported by La Roche-Posay, offsets travel expenses for graduating residents and early-career dermatologists to experience a dermatology practice in action with one-on-one access to renowned experts. Learn more at asds.net/Preceptorship-Program. The following testimonials describe 2022 visits.

Preceptee: Lindsey Osborn, MD,
Chapel Hill, N.C.

Preceptor: Kimberly Butterwick, MD,
San Diego, Calif.



Dr. Osborn

My ASDS preceptorship experience was incredible. I greatly appreciate Dr. Butterwick taking the time to teach me and allow me to follow her at her

very busy practice. Additionally, I got to meet all of the other physicians in the practice and see the vast array of procedures they perform. As this is one of the few dermatologic practices with an operating room, I was able to observe many surgical procedures including liposuction, thermiight and full face CO2. My knowledge of cosmetic and surgical procedures is greatly expanded after spending a week with Dr. Butterwick's practice. I felt welcomed by all of the physicians and staff. I would highly recommend this experience to all dermatology residents as it has exposed me to procedures beyond what I have been able to see in residency.

Preceptee: Linna Guan, MD,
Royal Oak, Mich.

Preceptor: Charlene Lam, MD,
Hershey, Penn.



Drs. Lam and Guan

Thank you to the ASDS Preceptorship Program for supporting my visit to Penn State! It was an absolute blast spending a week with Drs. Charlene Lam, Todd Cartee, Ami Green, Kim Ken, Christie Travelute, Trevor Hansen and the staff at Penn State! The surgeons love what they do, and they love to teach. I learned about various surgical techniques and tools, approaches to defect closure, different "unknowns" you can encounter on a frozen section and ways to educate and counsel patients. It was remarkable to see the flaps that I've only read about in textbooks come to life!

Additionally, I appreciate the genuine care and respect each of the surgeons had for the patients. Throughout my week, I learned different ways to put patients at ease through a complex reconstruction. My preceptor, Dr. Lam, who is also the Vice Chair of Community Health, and I bonded over our mutual interests in geriatric medicine and community health. She taught me the importance of educating the community and treating the patient as a whole.

I am very thankful for this opportunity to work with such talented Mohs surgeons at Penn State and looking forward to incorporating and sharing what I learned back in Detroit!

Preceptee: Yang "Sunny" Li, MD,
St. Louis, Mo.

Preceptor: Bryan Carroll, MD, PhD,
Bay Village, Ohio



Dr. Li

Through the ASDS Preceptorship Program, I had the opportunity to work closely with my preceptor Bryan Carroll, MD, PhD, and I also got to spend one day with Jeremy

Bordeaux, MD, MPH, and Mohs Fellow Sheena Hill, MD. My week was unfortunately cut short due to COVID-19, but in my time there, I learned so much. I got to witness Mohs surgery performed seamlessly in a fast-paced setting and got to participate in their highly educational Fellow-led reconstruction conference, as well as the multidisciplinary tumor board conference.

During my preceptorship, I observed a case of melanoma treated with Mohs micrographic surgery using MART-1 immunohistochemical staining, as well as many traditional Mohs cases and excisions. I was impressed by the reconstructions I either observed directly or saw in follow-up, including most memorably a meticulously executed bilobed flap to repair a helical rim defect extending down to cartilage. Dr. Carroll also took the time to explain some pearls in his surgical techniques, including introducing a pulley stitch after taking a Mohs layer on the scalp or other high-tension areas to allow for tissue creep and hence easier repair as well as the use of a sliding loop knot in high tension areas.

I am truly appreciative of ASDS, Dr. Carroll and everyone on his team for this amazing and unique opportunity! I learned so many great pearls that I will apply in my future career.

Preceptee: Catherine Motosko, MD, Miami, Fla.

Preceptor: John Carucci, MD, PhD, New York, N.Y.



Dr. Motosko

I was honored to have been selected for an ASDS preceptorship, which gave me the opportunity to travel to New York City and work with John

Carucci, MD, PhD. From the moment I entered the tall modern building, I was welcomed by Dr. Carucci's staff who were incredibly organized and friendly.

Our days consisted of numerous Mohs cases with complex reconstructions. Throughout the week, I saw a large melanoma encompassing a man's entire forehead, a basal cell carcinoma destroying the entirety of a woman's nose and complex cases requiring multidisciplinary coordination. Dr. Carucci's approach to each case was thoughtful, compassionate and meticulous. He walked me through his thought process in planning each of his reconstructions, to ensure that I understood each step.

I also worked with Mary Stevenson, MD, and Nayoung Lee, MD, who showed me their own approach to Mohs. Dr. Lee also taught me about multiple lasers and energy-based devices, as we swapped stories about our favorite attendings at the University of Miami, where she had completed residency (check out our photo on page X).

Overall, my preceptorship with Dr. Carucci was one of the favorite experiences of my residency education. I saw numerous flaps, and he took the time to walk me through them step-by-step. I am very grateful to ASDS for allowing me to have this incredible opportunity.

Preceptee: Elaine Otchere, MD, Durham, N.C.

Preceptor: Anna Bar, MD, Portland, Ore.



Dr. Otchere

My ASDS preceptorship experience was phenomenal and definitely exceeded my expectations! On day one of my rotation, I received a warm welcome

from the Mohs Surgical Unit at Oregon Health and Science University and throughout my visit, everyone was extremely friendly and supportive, which helped to create a great educational environment.

Drs. Bar and Dr. Leitenberger are incredibly talented Mohs surgeons and manage a busy surgical service with a tremendous amount of learning opportunities. I was fully engaged with them throughout the rotation and observed the use of Mohs micrographic surgery as treatment for a number of complex cutaneous tumors, including melanomas, and I also observed a range of reconstructions. I enjoyed the opportunity to observe how other Mohs surgical units are set up and managed.

I also observed and learned more about the use of different laser treatments, especially in the context of tattoo removal. Dr. Neill, the current fellow, and the OHSU dermatology residents were sure that I was successfully integrated into the clinics, which was highly appreciated since I don't get as much exposure to lasers at my home institution.

Through my rotation, I was able to achieve my goal to further my understanding of about the mechanisms of the Mohs surgical technique, different reconstructive options, and clinical management of diverse skin cancer patients. I found Drs. Bar and Dr. Leitenberger to be great role models and as compassionate, skilled, hardworking, personable, and fun Mohs surgeons. I am grateful to OHSU team and the ASDS for this wonderful preceptorship opportunity.

Preceptee: George Zakhem, MD, New York, N.Y.

Preceptor: Divya Srivastava, MD, Dallas, Texas



Dr. Zakhem

For my preceptorship experience, I spent the week with Dr. Divya Srivastava. During the week, I was able to observe and participate in the high volume

dermatologic surgery clinic at UT Southwestern.

I observed numerous Mohs excisions of large non-melanoma skin cancers, as well as both melanoma in situ and invasive melanoma. Through this experience, I improved a great deal from practice with frozen section pathology of NMSCs. I also observed MART-1 staining for melanoma specimens, which I had not previously encountered.

In addition to the above exposures, I observed and assisted in several advanced reconstructive procedures, witnessed interdisciplinary collaboration for management of complex tumors and learned about post-operative procedures for improved cosmesis in wound healing. ●

Resident Preceptee Reports

The Preceptorship Program, graciously supported by La Roche-Posay, offsets travel expenses for graduating residents and early-career dermatologists to experience a dermatology practice in action with one-on-one access to renowned experts. 2023 applications will be accepted through Thursday, June 1 at asds.net/Preceptorship-Program. The following testimonials describe 2022 visits.

Preceptee: Jiasen Wang, MD, Albuquerque, N.M.

Preceptor: Mariah Brown, MD, Lakewood, Colo.



Dr. Wang

My time with Mariah Brown, MD, was invaluable. Not only is she an excellent teacher, but she demonstrates patience and compassion in her practice that I

hope to emulate. I was able to learn several procedures that I had not seen before — including utilizing an epilation needle to cauterize telangiectasias and a large keystone flap on a large surgical defect on the lower leg. Another particularly exciting pearl I learned was the application of extra-nasal bilobe flaps, which Dr. Brown frequently employs to excellent results. Overall, this preceptorship experience reinforced my desire to pursue a fellowship in Mohs micrographic surgery!

Preceptee: Michael Heath, MD, Portland, Ore.

Preceptor: Ian Maher, MD, Minneapolis, Minn.



Dr. Heath

I greatly appreciated my time spent at University of Minnesota working and learning from Ian Maher, MD. During my preceptorship, I

was able to broaden my exposure to complex reconstruction including one on one teaching and case reviews. The

experience significantly highlighted both complex periocular tumor removal and subsequent reconstruction of multiple cosmetic subunit in order to optimize results.

Dr. Maher was an ideal preceptor, as he showed interest and dedication to my education and professional development. The time spent during my 4-day preceptorship was invaluable, and I am extremely grateful for the opportunity provided by ASDS, its grant supporters and Dr. Maher.

Preceptee: Arianna F. Yanes, MD, Philadelphia, Penn.

Preceptor: Todd Cartee, MD, Hershey, Penn.



Dr. Yanes

My ASDS Preceptorship week was one of the best weeks of residency. It was an incredible experience to be welcomed into a new clinical setting and work

with a set of talented surgeons and wonderful teachers.

I learned the approach to Mohs layers, closely reviewed pathology slides and discussed new approaches to surgical reconstruction. It was valuable to learn from several different surgeons and discover clinical pearls from each of their unique ways of practicing. I will carry forward what I learned during this week into my future practice. I am grateful to have had this opportunity made possible by ASDS. It was a very streamlined and smooth process!

Preceptee: Christen B. Samaan, MD, Hummelstown, Penn.

Preceptor: Christine Poblete-Lopez, MD, Cleveland, Ohio



Dr. Samaan

The ASDS Preceptorship Program was one of the best experiences in my residency training and an invaluable opportunity to gain new insights and add new

skills to my procedural dermatology arsenal. I learned new procedural dermatology and Mohs surgery skills from some of the leaders in the field at Cleveland Clinic. Dr. Lopez helped me coordinate time with multiple surgeons throughout the week to maximize exposure to different techniques. By working with various team members, I was able to learn new approaches to surgical problems and gain new insight into different treatment modalities for complex cutaneous oncological cases. In addition, I observed new ways to evaluate and treat keloids, including the use of CO2 lasers and radiation therapy. Drs. Vidimos, McEnery-Stonelake, Vij and Yu took time out of their busy schedule to explain their approaches to surgeries and teach me interesting findings on histopathology throughout the week. I am grateful for the ASDS Preceptorship Program and the CCF team for this amazing experience.

Preceptee: Danny Mansour, MD, Vancouver, BC, Canada

Preceptor: Eric Bernstein, MD, MSE, Ardmore, Penn.



Dr. Lee, Mansour and Bernstein

I had the pleasure of completing a 1-week ASDS Preceptorship under Eric Bernstein, MD, MSE, at Main Line Center for Laser Surgery in Ardmore, Pennsylvania.

My time in Dr. Bernstein's practice was nothing short of welcoming, instructive and enjoyable. I first met Dr. Bernstein at the ASDS Premier Annual Resident Cosmetic Symposium earlier in the year, and to complement that excellent educational experience, I sought to further advance my knowledge on laser and energy-based devices, of which Dr. Bernstein is an expert.

During my time in Dr. Bernstein's practice, I had the opportunity to not only work alongside him, but Kachiu Lee, MD, as well as many of the nurses and staff. I observed a plethora of cosmetic procedures ranging from tattoo removal and non-ablative resurfacing procedures to neuromodulators and filler. I witnessed several different cosmetic consultations and appreciated the nuanced approach to the cosmetic patient from eliciting their concerns to creating and expertly executing a plan. Drs. Bernstein and Lee created a supportive learning environment, pointing out key learning points for procedures they were performing as well as welcoming and answering my questions in addition to asking me some in return to guide my thinking on the topic of our discussion.

Some highlights during my time in Dr. Bernstein's practice were: appreciating the importance of laser safety; learning his approach to a variety of vascular concerns and his use of the pulse-dye laser; and having the unique opportunity

to witness his use of one of the newest FDA-approved lasers for skin resurfacing. These experiences have been invaluable as I near the end of my training and transition into independent practice to ensure that I provide compassionate and comprehensive care to my patients, whether medical or cosmetic.

I am deeply grateful to have been selected for an ASDS Preceptorship in addition to having had the opportunity to work with and learn from Drs. Bernstein and Lee and their team. I strongly recommend this program to all final-year residents and look forward to the day that I may one day be able to give back and be a Preceptor myself to support fantastic initiatives such as this!

Preceptee: Priyanka D. Patel, MD, Chicago, Ill.

Preceptor: Christopher Harmon, MD, Birmingham, Ala.



Dr. Patel

Rotating with Christopher Harmon, MD, through the ASDS Preceptorship Program was a great opportunity to learn new Mohs surgical skills, as well as to

witness the hard work that goes into providing care at various sites across the state. It was especially inspiring to see the efficiency with which the team worked, allowing them to provide exceptional care to large numbers of patients while maximizing the patient experience. I would recommend this program to all dermatology residents in order to broaden their horizons and experience the intricacies of providing care at sites different from where they are training.

Preceptee: Laura Archibald, MD, Minneapolis, Minn.

Preceptor: Jeremy Bordeaux, MD, MPH, Cleveland, Ohio



Dr. Archibald

I had a wonderful elective with Dr. Bordeaux. He took a significant amount of time from his busy days to make sure we covered several learning points each day.

We covered many different topics during my rotation including reconstructive pearls, pathology tips, efficiency and leadership. Dr. Bordeaux is an exceptional teacher. I am extremely grateful for the opportunity to work with him through the ASDS Preceptorship Program.

Preceptee: Laraib Z. Safeer, MD, Easton, Penn.

Preceptor: Nazanin Saedi, MD, Plymouth Meeting, Penn.



Dr. Safeer

As part of my ASDS Preceptorship, I spent a week learning from ASDS Board Member Nazanin Saedi, MD. I learned injection techniques for

fillers and neurotoxins, as well as laser techniques including radiofrequency microneedling and IPL laser resurfacing. My preceptorship was a valuable experience that allowed me to learn about procedures and lasers that are not available at my home residency program. ●

Preceptorship Program: Recapping 2022 and Enhancements for 2023

100% of Participants Reached Goals and Recommend to Peers

The Resident Preceptorship Program, created in 2002, provides young North American dermatologists (3rd-year residents) the opportunity to visit an institution or practice of an established ASDS Approved Preceptor. In-person visits were paused during the COVID-19 pandemic (2020 and 2021) and resumed in 2022 with 44 preceptees that selected from 67 approved preceptors and received a \$500 reimbursement for travel expenses after completing their visit.

“Hosting visits at our members’ institutions and private practices provides a unique, real-world experience with invaluable lessons on core skills, new procedures and practice management, something that can’t be obtained through virtual courses and webinars,” said ASDS President Vince Bertucci, MD, FRCPC. “ASDS is committed to nurturing growth of the next generation of dermatologists, and a key component to this development is the opportunity to witness a more experienced dermatologic surgeon in action, thereby gaining knowledge that is not taught in residency, such as witnessing patient discussions, interacting with other staff and observing the practice atmosphere.”

Reflecting on their experience, all the preceptees said they achieved their learning objective for their experience and would recommend the program to their peers. Going into the visit, over half the preceptees desired to learn about Mohs surgery / skin cancer or reconstructive surgery, while the rest sought knowledge on cosmetic procedures and lasers / energy-based devices. Many commented that they plan to improve their patient care and outcomes through implementing pre- and post-care protocols, practice management tools and patient communication pearls, as well as seeking a fellowship for further training.


Early-career Members included in 2023

In 2023, the Preceptorship Program will be open to third-year residents and early-career members up to five years post-residency. Up to 50 preceptees will be accepted to visit an approved preceptor and receive a reimbursement up to \$500 to offset travel expenses (distributed following the completion of the post-visit requirements). Another change for 2023 is the ability for preceptors to host up to three preceptees per year.

A preceptorship gives participants one-on-one access to an expert in their targeted area during a short visit (typically three to five days), allowing them to increase clinical competence and attain practice management insights. This program is ideal for residents who want to explore unfamiliar areas of dermatologic surgery and early-career members who are in transition and solidifying their career path. Applicants will be accepted based on the merit of their career goals, preceptorship goals and anticipated impact post-visit.

During their visit, preceptees can ask procedural and/or practice-based questions and gain inspiration for how they may want to implement various devices, techniques, business processes and business styles. Preceptees will see first-hand how to improve efficiency for patient visit flow and be able to observe patient consultations and/or procedures.

Preceptee applications will be accepted March 1 through May 1. Applicants will be notified by May 12 of their application status, and approved preceptees must complete their visit by Dec. 15. Learn more at asds.net/Preceptorship-Program and read the [Weekly Update](#) to see the launch announcement. ●



Resident Preceptee Reports

The Preceptorship Program will support up to 65 graduating residents and early-career dermatologists in 2023. Learn more on [page 56](#) or visit asds.net/Preceptorship-Program. The following testimonials describe residents' experiences in 2022.

Preceptee: Quoc-Bao Nguyen, MD,
Friendswood, Texas

Preceptor: Allison Vidimos, MD,
Cleveland, Ohio



Drs. Nguyen and Vidimos

The ASDS Resident Preceptorship Program is amazing! I had the incredible opportunity to learn from Dr. Vidimos as my preceptor at

the Cleveland Clinic. It was enlightening to watch Dr. Vidimos interact with her patients, fellows and clinical staff. Having the opportunity to observe and learn from Dr. Vidimos and other Mohs surgeons, Dr. Poblete-Lopez and Dr. Lucas, helped me learn differences and nuances in practice management and surgical technique. A particular highlight of my time was learning how to take Mohs layers at challenging anatomical sites at cadaver lab with the current fellows. Overall, the preceptorship was an invaluable experience, and I am grateful to ASDS and Dr. Vidimos for a phenomenal time at the Cleveland Clinic.

Preceptee: Mansee Desai, MD,
Newbury Park, Calif.

Preceptor: Paul Friedman, MD,
Houston, Texas



Dr. Desai

I was fortunate enough to spend my week-long preceptorship with Drs. Paul Friedman and Emily Guo at Dermatology and Laser Surgery Center in

Houston, Texas. I got an up close and personal window into the day to day intricacies of their bustling medical and cosmetic dermatology practice in the heart of the world's largest medical complex. During my time, I quickly saw how each provider and staff prioritized patient comfort and safety above all. I witnessed some of the up and coming resurfacing technologies come to life in the hands of the providers. In a single day, I was able to observe a diverse procedural schedule: neurotoxin and filler injections; tattoo removal; treatment of congenital nevi and vascular birth marks; facial rejuvenation with ablative and non-ablative resurfacing lasers; and treatment of pigmentary dyschromias and benign adnexal neoplasms. Drs. Friedman and Guo delivered the highest level of care when it came to managing procedural complications for patients that had been referred to their practice. From inflammatory reactions to injectables to remodeling scars from deep chemical peels, both Drs. Friedman and Guo struck a fine balance when it came to managing patient expectations. I learned the art of

consultation and gained insight into the years of practice that it takes to define hope versus hype for common aesthetic procedures. I am grateful to ASDS for helping me make this experience possible at an important juncture in my training!

Preceptee: May Elgash, MD,
Portland, Ore.

Preceptor: Naomi Lawrence, MD,
Mount Laurel, N.J.



Dr. Elgash

I had the pleasure of working with Drs. Naomi Lawrence, Ashley Decker, Yesul Kim and their amazing team (shout out to Mary, Tamy, Damaris, Shannon and others!) at

Cooper University through the ASDS Resident Preceptorship Program. My preceptorship experience consisted of observing Drs. Lawrence, Decker and Kim (Mohs fellow) for one week where I was exposed to a variety of tumors that underwent treatment with Mohs micrographic surgery, excisions, cosmetic procedures and surgical follow-ups.

Dr. Lawrence is a veteran in the field of Mohs surgery and a Past President of ASDS. She is a gifted leader, and I was lucky to see this in action, as well as her skilled surgical technique, large repertoire of reconstruction options and direct feedback / teaching style. She is also dual trained in dermatopathology and Mohs surgery, performing Mohs for melanoma using immunohistochemistry stains,

which is only performed in a limited number of institutions. Her expertise with histology was apparent when reading slides together. During my time with Dr. Lawrence, I observed several large complex reconstructions including a bilateral island pedicle flap, large rotation flaps, a retrobulbar nerve block and the use of skin glue as an alternative to epidermal sutures.

During my time with Dr. Decker, I observed a variety of advanced tumors that were treated with Mohs surgery, and I also received in-depth education along with the fellow at the bedside, which was particularly useful. Dr. Decker is also passionate about cutaneous oncology, and together we discussed the latest literature on adjuvant radiation for high-risk cutaneous squamous cell carcinoma and how she incorporates this into her practice. Dr. Decker also provided me with a lot of useful career and fellowship application advice.

Overall, I am grateful to have been selected for this preceptorship and the opportunity to spend time with the Cooper Mohs team, who were all incredibly gracious and welcoming during my week. I highly recommend this experience for any resident considering applying to Mohs fellowship and found this beneficial for expanding my career network.

Preceptee: Alexander Valiga, MD, West Chester, Penn.

Preceptor: Todd Cartee, MD, Hershey, Penn.



Dr. Valiga

My ASDS Resident Preceptorship experience at Penn State with Dr. Cartee and his colleagues was a fantastic learning experience! The majority of the

week was dedicated to micrographic surgery on a variety of anatomic sites and tumor sizes with each case repaired in the

Mohs unit. In addition to time spent with my preceptor I also spent time with three other Mohs surgeons, Drs. Ken, Lam and Travelute, each of whom took time to talk through slide interpretation techniques as well as discuss reconstructive options once the tumor was cleared. Furthermore, as an individual whose interest in dermatologic surgery stems from experiences in cutaneous oncology, I was excited to learn about the opportunities available to fellows including learning interpretation of MART-1 immunostaining for melanoma and participating in high-risk / transplant patient specialty clinic, as well as multidisciplinary tumor boards.

An added benefit to the rotation was time spent learning about phlebology and the different modalities used to treat a variety of leg vein diseases with Dr. Cartee. More specifically, I gained a much greater understanding of the components of the initial patient evaluation including a careful history, physical exam and duplex ultrasound scanning. While performing the ultrasound exam, Dr. Cartee deftly pointed out key vascular structures to both the patient and me, which served to not only diagnose, but also helped the patient understand their particular site of disease. This impressed upon me the importance of careful counseling to ensure a treatment decision is made mutually with an understanding of the disease.

Throughout the entire week, the dedication to resident and fellow education was clearly evident and ensured I took away salient, useful pearls from each case. On multiple occasions, either Dr. Cartee or his colleague would take extra time to discuss a particular case or aspect of the program in which I was interested, which was greatly appreciated!

I cannot say enough positive things about my week spent with Dr. Cartee and highly recommend this program award to any individual focused on a career as a micrographic surgery and dermatologic oncology. As I progress in my own career,

I can see the immense value in observing and learning new techniques from multiple surgeons, and I am incredibly grateful to Dr. Cartee and ASDS for providing residents the support to take part in such valuable opportunities!

Preceptee: Connie Yang, MD, New York, N.Y.

Preceptor: Ronald Moy, MD, Beverly Hills, Calif.



Drs. Moy and Yang

I had a great experience during my week with Dr. Moy and his associates. I shadowed numerous Mohs surgeries and

reconstructions, as well as cosmetic procedures such as canthopexy, liposuction, various lasers and injectables. Coming from the east coast, it was an eye opening experience to see how a west coast private practice runs and how it differs in patient population, practice management and surgical techniques. Everyone in the office was very welcoming, and I especially enjoyed working with his new Mohs fellow, who just happens to be my old co-resident. I would highly recommend this program for any resident interested in a combination of Mohs and cosmetic surgical procedures. ●

2022 Resident Preceptee Reports

The Resident Preceptorship Program is supporting 47 graduating residents in 2022 as they visit the practice of an established dermatologic surgeon to advance their procedural skills and learning techniques or devices not taught at their residency program. These testimonials describe their experiences. Visit asds.net/Resident-Preceptorship-Program to learn more.

Preceptee: Michelle Walters, MD,
Torrance, Calif.

Preceptor: Leonard H. Goldberg, MD,
FRCPC, Houston, Texas



Dr. Walters

This preceptorship allowed me to have the amazing opportunity to learn about Mohs surgery from one of the leaders in the field. I learned about different

techniques in Mohs surgery, including reconstructive techniques, that I had not seen at my home institution. Seeing the rapport that Dr. Goldberg has with his patients was a wonderful experience, as was observing the practice workflow at DermSurgery Associates and learning about Dr. Goldberg's research. I am so grateful for having had this experience and being supported by ASDS.

Preceptee: Maher Alharthi, MD,
Chambersburg, Pa.

Preceptor: Mary Lupo, MD,
New Orleans, La.



Dr. Alharthi

Dr. Lupo is a great mentor. She taught me how to assess patients from the inside out and address their medical and cosmetic needs. She is very personable and

offers great insights and tips on multiple approaches and techniques to meet the patient's cosmetic goals without over injecting products or unsafe practices.

Preceptee: Jeffrey Bubley, MD,
Atlanta, Ga.

Preceptor: Anna Bar, MD,
Portland, Ore.



Dr. Bubley

I had an incredible time working with Drs. Anna Bar and Justin Leitenberger for my preceptorship. Our days were jam-packed with interesting Mohs cases of

squamous and basal cell carcinomas on various sites of the body, and we did many Mohs procedures for melanoma cases as well. During my week-long visit, I saw numerous types of flaps and grafts performed, and I was even lucky enough to assist with a superficial temporal fascia pedicle V-Y advancement scalp flap. I really enjoyed picking up tips and tricks on how to improve my own surgical technique from Drs. Bar and Leitenberger and their current fellow, Dr. Neill. The entire team at OHSU was knowledgeable and compassionate, and I felt fortunate to be there.

Preceptee: Nicole Golbari, MD,
Brooklyn, N.Y.

Preceptor: David E. Kent, MD,
Macon, Ga.



Dr. Golbari

My preceptorship with David E. Kent, MD, was a fantastic experience! Throughout the week, I observed diverse pathology, advanced surgical

techniques and multidisciplinary management for many complex tumors. Dr. Kent's team was welcoming and encouraged my interests in the Mohs micrographic surgical cases that we saw. I had the opportunity to learn invaluable anesthetic methods, tissue processing for large tumors with mucosal involvement, and even saw consultations for liposuction and Y-lift aesthetic procedures. Dr. Kent is compassionate with his patients and innovative in the treatment plans that he designs for them. It was wonderful to have the opportunity to observe his skillful interactions with patients. He also took the time to sit with me at multiple points during the week to impart valuable surgical pearls and general career guidance.


Overall, I will return to Brooklyn with a more advanced understanding of surgical dermatology and a new set of techniques to share with my coresidents. I would highly recommend the ASDS Resident Preceptorship Program to all residents. It is an invaluable opportunity to experience a surgical practice outside of your training program. Through this program, I was able to travel to a different state, experience a new patient population and observe techniques that I may have otherwise never seen. This experience will ultimately make me a much better and more well-rounded surgeon. ●

2022 Resident Preceptee Reports

The Resident Preceptorship Program has resumed supporting up to 50 graduating residents as they visit the practice of an established dermatologic surgeon to advance their procedural skills and learning techniques or devices not taught at their residency program. The following reports wrap up 2019 visits and begin the 2022 experiences. Visit asds.net/Resident-Preceptorship-Program for details.

Preceptee: Chase Purnell, MD,
Little Rock, Ark.

Preceptor: Roy Grekin, MD,
San Francisco, Calif.



Dr. Purnell

My time at the University of California San Francisco (UCSF) with ASDS preceptor Roy Grekin, MD, proved to be an invaluable opportunity.

During my five-day preceptorship, I experienced a bustling practice that seamlessly integrated Mohs micrographic surgery and cosmetics, including laser surgery, liposuction, filler and neurotoxins.


One of my main interests, aside from Mohs surgery, is scar revision, and I am happy to say that my experience at UCSF has broadened my understanding of scar pathology and the modalities used to treat each type of scar. I also gained a better understanding of resurfacing techniques, treatment of pigmented lesions and tattoos, and sclerotherapy. I also enjoyed learning about Mohs surgery and immunohistochemistry to treat melanoma in situ, a service not offered at my current training institution.

My time spent with Dr. Grekin has reinforced my desire to be an expert in all facets of procedural dermatology, not just micrographic surgery and reconstruction. Suboptimal surgical outcomes are bound to happen, but as a patient, I would expect my surgeon to be able to provide corrective options. In Dr. Grekin's words, "if something doesn't look good, I can fix it." I plan to use this mantra to model my future practice in the shadow of Dr. Grekin, a physician who truly cares for his

patients and one who is focused on advancing medicine, advancing our subspecialty and using all available technologies at his advantage. I would like to thank him and his colleagues, Drs. Siegrid Yu and Isaac Neuhaus and the three UCSF procedural dermatology fellows, for making my time in San Francisco unforgettable.

Preceptee: Seth Lofgreen, MD,
Colorado Springs, Col.

Preceptor: Joel Cohen, MD,
Greenwood Village, Col.



Dr. Lofgreen

Opportunities like the ASDS preceptorship are few and far between in life. Having an organization like ASDS make an investment in the future of

procedural dermatology is nothing short of amazing. My preceptorship with Joel Cohen, MD, at AboutSkin Dermatology was eye opening. It was a privilege to have access to a leader in both Mohs surgery and on the cutting edge of cosmetic dermatology. Though his patients expect nothing less than the best, I had full access to all their treatments and post-procedural follow-up.

As a well-published clinician and researcher, Dr. Cohen focuses on research-driven results in cosmetics. Cosmetic days consisted of "bread and butter" neuromodulators and fillers, but also included numerous laser procedures including full-face CO2 and Erbium:YAG lasers. Seeing these patients at different stages in follow-up really gave me an

appreciation for the "process" that one of these more invasive cosmetic procedures entails. Additionally, research patients were sprinkled in throughout the day for new products and new indications of current products. Dr. Cohen is serving his patients with known research while pushing the envelope and advancing cosmetic dermatology as a whole.

Mohs days were fast-paced with multiple cases with flaps and grafts. While waiting for tissue processing, follow-ups or consults, additional laser cases were intertwined to make sure that each minute is well spent, giving a truly rich experience. There tended to be a higher concentration of complex repairs due to the referral nature of private practice Mohs.

This opportunity is recommended for any resident, but particularly those who have an appreciation for the gamut of procedural dermatology. Given that a large portion of procedural practices are still based in expert opinion, it was truly invaluable to have time to observe a leader in the field practice — both by using an expert opinion, but by also performing research that gives more science to our opinions.

Thank you to ASDS for this opportunity and for supporting learners in all aspects of their careers. This wouldn't have happened without ASDS!

Preceptee: Tejaswi Mudigonda, MD, Capitola, Calif.

Preceptor: Siegrid Yu, MD, San Francisco, Calif.



Dr. Mudigonda

During my time in San Francisco, I spent the week learning about the Mohs surgery fellowship program at UCSF. I spent my time alongside the surgical fellows

and the Mohs surgeons (Drs. Yu, Grekin, Arron and Neuhaus). Each day usually consisted of a combination of surgery (Mohs surgery, excisions of benign lesions such as lipoma and cysts), wound and post-operative skin checks and cosmetics (lasers for pigmented / vascular / rhytides / benign growths, neuromodulators, fillers, sclerotherapy).

What I truly enjoyed most about my week, in the capacity of an observer, was the discussion with the faculty prior to and after each patient interaction (i.e. reconstructive options for a patient's surgical defect, laser options and settings for a particular cosmetic concern). This allowed me to think through the process alongside the fellows and reflect on my personal experiences during my own residency training as I compared and contrasted between the two programs' teachings in managing various surgical and cosmetics concerns.

Medicine is an art and not a science; hence I would highly recommend this program for any third year dermatology resident who is interested in gaining another institutions' perspective particularly when it comes to surgical and cosmetic didactics as there can be variability from one expert to another.

Preceptee: Adam Chahine, MD, Fort Gratiot Township, Mich.

Preceptor: Cameron Chesnut, MD, Spokane, Wash.



Drs. Chesnut, Steele and Chahine

The ASDS preceptorship is an excellent opportunity to pursue rotations with mentors that you wouldn't otherwise experience. I was so excited to travel and learn from my mentor, Cameron Chesnut, MD, for one week without breaking the bank! It is very generous of ASDS to offer this program, and it is very generous that the mentors allow the residents to come work with them for one week.



My rotation was amazing, and I am so glad that I was able to go. I saw cosmetic surgeries and procedures that I did not even know existed. I learned so many new techniques and ways that I can implement more cosmetics into my practice. Additionally, I gathered information on resources and journal articles, as well as pick Dr. Chesnut's brain. I made lots of contacts and friends along the way.

I am extremely grateful to have been accepted into this preceptorship program, and I will be recommending it to all surgically inclined residents in the future. Thank you for this opportunity. ●

The next generation non-invasive face and neck treatment

FDA cleared for:

- Lifting the eyebrow
- Lifting lax skin of the submental and neck tissues
- Reducing facial lines and wrinkles

sofwave.com

Resident Preceptorship Program Resumes In-person Visits

ASDS is thrilled to announce the re-opening of its exclusive Resident Preceptorship Program! Up to 50 graduating residents will have the opportunity to visit the practice of an established dermatologic surgeon this year, advancing their procedural skills and learning techniques or devices not taught at their residency program.

Online applications are due May 13. Visit asds.net/Resident-Preceptorship-Program for details. The following reports continue to cover pre-pandemic visits.

Preceptee: Andrew Villanueva, MD, Norfolk, Va.

Preceptor: Mary Maloney, MD, Worcester, Mass.



Dr. Villanueva and Maloney

I had an incredible experience during my ASDS preceptorship at the University of Massachusetts (UMass) Medical School Department of

Dermatology with Mary Maloney, MD. I also worked with five other Mohs surgeons that she has on faculty. Dr. Maloney has built a program that keeps many of her residents pursuing Mohs surgery and interested in staying on as long-term faculty. Everyone from the attendings to the nursing staff made me feel welcome and comfortable.

I was able to witness multiple Mohs cases during my week, many requiring larger reconstructions including various flaps and all forms of grafts. I was able to learn new reconstruction techniques after Mohs surgery and gained several new surgical pearls that will stay with me for the rest of my career. Dr. Goldberg, who is an excellent Mohs surgeon and teacher, allowed me to participate in tumor board reconstruction review with five out of the six Mohs faculty members to learn various ways to reconstruct surgical defects.


The various surgical clinics ran efficiently with many helpful and skilled nurses. The entire staff worked well together and were always there to help the clinics run

smoothly. They anticipated what would be required for each patient so that wait times would be decreased and patients would be happier with their experience. These observations did not go unnoticed, and I plan to incorporate these actions in my future practice.

This preceptorship enhanced my surgical knowledge base and skills in the management of cutaneous oncology. The wonderful faculty and staff that Dr. Maloney has built at UMass has taught me the type of fellowship I want to train at in Mohs surgery. I received important career advice from Dr. Maloney. I would highly recommend the ASDS Preceptorship Program to all residents interested in surgical dermatology to take advantage of the great teachers we have in our field.

Preceptee: Larisa Lehmer, MD, Irvine, Calif.

Preceptor: Brian Jiang, MD, San Diego, Calif.



Dr. Lehmer

My ASDS Resident Preceptorship with Brian Jiang, MD and Arisa Ortiz, MD, at the University of California San Diego's (UCSD) Micrographic

Surgery and Dermatologic Oncology and Cosmetic Dermatology clinics was an amazing learning opportunity. I immediately felt welcomed by Dr. Jiang, fellows Drs. Maggie Chow and Grace Sohn, and UCSD resident Dr. Joyce Yuan,

who made a point of including me in their efficient and intrepid team.

Every morning, we addressed approximately 10 skin cancers via Mohs micrographic surgery and a couple others via excision. One of the biggest cases was a large basal cell on the nasal tip leaving a deep, 2cm-diameter defect that was repaired by a melolabial interpolation flap. It was extremely gratifying to see the excellent preservation of contour and function we were able to achieve for our patient. In between pre-ops and post-ops in the afternoon, Dr. Jiang shared his expertise in patient care, practice management and billing. His positive mentorship and leadership set the tone for the whole team and made the days fly by quickly.

In Dr. Ortiz's cosmetic clinic, she took the time to walk us and her patients through the options available to address acne scarring, skin laxity, rhytides, dyspigmentation and volumetric loss. She made the clinic both fun and informative as she generously shared her wealth of knowledge in the art and science of aesthetic dermatology.

I am very grateful to ASDS for giving me the opportunity to complete a week-long Resident Preceptorship at UCSD. I have learned so much and built professional friendships that I look forward to continuing to cultivate for years to come.

Preceptee: Amit Om, MD,
Santa Monica, Calif.

Preceptor: Girish Munavalli, MD,
Charlotte, N.C.



Dr. Om


My preceptorship with Girish Munavalli, MD, at his practice in Charlotte, North Carolina, was an amazing experience. I was able to follow him and his fellow for

a week as they performed Mohs surgery, injected neurotoxins and fillers, treated tattoos and lentigines with lasers and ablated varicose veins. I was also able to see laser resurfacing with the fractionated 1927nm non-ablative thulium laser.

I did not have much cosmetic experience prior to this preceptorship, so the opportunity to see and learn from one of the world's experts on lasers will be an integral part of my learning in residency. In the future, I hope to incorporate cosmetic treatments for my patients, and I believe this week-long rotation served as the foundation to help me set up my future practice. After spending a week in Charlotte, I feel more equipped to assess the cosmetic patient and more comfortable with injectables. I plan on sharing some of the knowledge I gained with my co-residents in the form of lectures or live patient demonstrations. I want to thank Dr. Munavalli and his entire staff for hosting me in Charlotte and for their hospitality and dedication to teaching!

Preceptee: Dorothy (Rodenbeck) Fernandez, MD,
Chicago, Ill.

Preceptor: Desiree Ratner, MD,
New York, N.Y.



Dr. Fernandez

My preceptorship with Desiree Ratner, MD, in New York City provided a unique and exceptional educational experience. As an academic

dermatologist, Dr. Ratner has devoted her career to teaching her specialization in Mohs micrographic surgery, facial reconstruction and cutaneous oncology.

During my week with Dr. Ratner, I observed the Mohs process from beginning to end, starting with her exemplary Mohs consults during which she explained important pre-op considerations to each patient and finishing with the discharge of patients from surgical clinic whose scars had completed the healing process. I gained keen insight into various treatment options for cutaneous malignancies and surgical approaches in reconstruction as Dr. Ratner walked me through her thought process and designs during the numerous Mohs cases and post-op follow-ups we saw together. Well-trained in reconstruction, Dr. Ratner performed various closures, flap designs and full thickness skin grafts that were greater in

size and complexity than I had ever been given the opportunity to observe. I appreciated the unique experience of a one-on-one mentorship since it afforded me the chance to observe up-close at the bedside and ask questions during free moments throughout Dr. Ratner's day. During follow-ups, she taught me more about the pathophysiology regarding scar hypertrophy and pincushioning and demonstrated various scar revision techniques.

Having recently started a private surgical practice, my preceptorship with Dr. Ratner also allowed me to observe the benefits and challenges of practice management. After hours, Dr. Ratner took time to answer my questions and reflect on lessons learned during her own career journey. It was obvious why her new practice was flourishing with former and new patients – her exceptional bedside manner and rapport with patients carried over to attentive counseling and post-operative wound care by her staff as well.

I am grateful to have had the chance to participate in the ASDS Resident Preceptorship Program to spend time shadowing such a renowned Mohs surgeon. Observing her approach to Mohs and reconstructive surgery was an invaluable experience. I learned many lessons over my short time with her and left with practice and surgical pearls that I use as I will continue to build on as I develop my career in dermatology.

Prepare for the Board Exam With ResQ

Tired of the same old study routine? Get ready for the board exam with ResQ on ASDS Learn! ResQ has helped thousands of members prepare for the American Board of Dermatology's certification or re-certification exam. Log in at asds.net/Learn to access 500 board-style questions and answers that can be selected at random or by topic. Add personal notes or join the discussion on [ASDS Connect's Resident Shared Interest Group](#) to answer the ResQ Question of the Week, talk through your questions and gain pearls from peers.



ASDS Connect's Top Resident Contributor

Game on Residents! Be the top contributor on ASDS Connect and win. Each quarterly winner receives \$100 ASDS Bucks to use on [ASDS Learn](#) and/or products offered on asds.net/Shop. Activities that earn you points towards becoming the Top Resident Contributor

are new discussion posts (10 points each) and replies to existing discussions (15 points each).

All residents are encouraged to join Connect's topic-based groups, such as "Residents" or "Wrinkles, Folds and

Volumizing," or browse the open forum for all ASDS members.

Participation in any of these groups puts you in the running to be the Top Resident Contributor. Contact Liz Juchno at ljuchno@asds.net with any questions.

Resident Preceptee Reports

ASDS is looking forward to resuming the Resident Preceptorship Program in 2022. Updates will be emailed and posted on asds.net/Resident-Preceptorship-Program. The following reports continue to cover 2019 visits.

Preceptee: **Caroline Morris, MD,**
St. Louis, Mo.

Preceptor: **Anna Bar, MD,**
Portland, Ore.



Dr. Morris and Bar

Through the ASDS Resident Preceptorship Program, I had the opportunity to work with Anna Bar, MD, and Justin Leitenberger, MD, with a focus on

Mohs micrographic surgery and dermatologic oncology at Oregon Health and Science University.

From early in my residency training, I was fascinated with dermatologic surgery. I found immense satisfaction in the ability to directly affect patient outcome through surgery. Mohs micrographic surgery provides patients with the most advanced, precise and effective treatment for a diversity of skin cancers with optimal cure rates combined with outstanding cosmetic results. I was immediately drawn to the precision and exactness of Mohs micrographic surgery.

This program allowed me the opportunity to refine my surgical knowledge and skills. I was able to work hands-on with Drs. Bar and Leitenberger performing Mohs micrographic surgery for a variety of cutaneous neoplasms. I participated in a number of cases requiring complex reconstruction including paramedian forehead and melolabial transposition flaps. I had the chance to learn more about the use of Mohs micrographic surgery for the


treatment of melanoma — which is a rapidly expanding, yet controversial, technique in the treatment of melanoma in situ and invasive melanoma. I gained experience first-hand experience with the use of immunohistochemical staining within Mohs micrographic surgery.

I also learned more about the use of neuromodulators and soft-tissue augmentation. I had the privilege of seeing a number of different lasers used for various purposes including full-face resurfacing and treatment of pigmented and vascular lesions.

I had the opportunity to get hands-on experience in a different clinical setting, learning differences and nuances in practice management and surgical technique. Through this rotation, I was able to advance my surgical skills and further my clinical dermatologic knowledge. I also had the opportunity to expand my career network. This experience was tremendously beneficial as I finish my dermatologic training and transition into practice.

Preceptee: **Soham Chaudhari, DO,**
Edinburg, Texas

Preceptor: **Lisa Donofrio, MD,**
Danbury, Conn.



Dr. Chaudhari

Cosmetic dermatologic surgery was a topic I did not have much exposure to prior to completing my preceptorship with Lisa Donofrio, MD. It

was a mystical area of dermatology to me, with constantly new products and innovative techniques and a very selective patient population. I was warned to not venture into this area of dermatology because of the liability that comes from treating patients with unrealistic expectations. However, I wanted to see the practice of cosmetic dermatology up close and personal so I could decide for myself if I agreed to these claims or not. Certainly, if multiple other medical specialties are venturing into cosmetic dermatology, as a future dermatologist, I should have some exposure to build up a comfort level with it.

I was pleasantly surprised to find most of my fears of cosmetic dermatology vanish in the first day or two. Dr. Donofrio was a very warm and inviting mentor. From the first day that I met her, I could tell she loved her career and her patients. She made them feel comfortable and offered them many choices. She even recommended not having procedures done that they were requesting, if she did not see it to be in their best interest. Her


patients appreciated her honesty and respected her knowledge. And for those patients who needed a little extra TLC, she understood their motivation for getting cosmetic treatments and devoted more of her time and effort into ensuring their overall wellbeing. Above all, she was always happy to come to work and left with a smile.

I witnessed many procedures during my short visit. I understood the importance of facial fat pads and their placement as I witnessed an autologous fat transplant. Many patients came from across the country for their procedures, and many were patients for several decades. Witnessing the long-lasting effect of fat transplants was eye-opening to me, while also appreciating the immediate gratification delivered by dermal fillers. Observing sclerotherapy, neurotoxins, platelet-rich plasma injections and the judicious use of laser therapy were also new experiences for me that inspired me to learn more about these topics and their risks and benefits.

Overall, my experience with Dr. Donofrio forced me to reconsider my initial impression of cosmetic dermatology. I found that patients are the same in medical dermatology and cosmetic dermatology, but it is up to the physician how he/she is equipped to handle their requests. I also found cosmetic dermatology to be emotionally rewarding as it helps people see a new side to themselves or revisit a lost part of themselves. Dr. Donofrio followed a very detailed protocol in her practice, which took away some of the mysticism of cosmetics for me as well. Finally, this experience also provided me with a wonderful mentor for my career from whom I can continue to learn and network with. I would highly recommend the ASDS Resident Preceptorship Program to all third-year dermatology residents who want to gain more exposure to unfamiliar areas of practice.

Preceptee: J. Logan Rush, MD,
Little Rock, Ark.

Preceptor: Siegrid S. Yu, MD,
San Francisco, Calif.



Dr. Rush

My experience through the ASDS Resident Preceptorship Program was invaluable. I was fortunate to spend the week at University of California San

Francisco in the surgical department. The wide variety of procedures performed and the depth of knowledge of all of the attending physicians are what impressed me the most about the program.

My first day consisted of Mohs with Isaac Neuhaus, MD. Coming from Arkansas, where we mostly deal with a rural patient population that often present with large tumors that have existed for years, I held the misperception that we would be working mostly on smaller skin cancers on the head and neck, given the urban setting and more readily available access to healthcare. We had several large, multi-stage tumors present in Mohs that day. While it is unfortunate for the patients, it presents a good learning opportunity for trainees on how to manage complex tumors and defects. While we were able to reconstruct most of the cases, there were several that were better suited for repair with plastics or oculoplastics. This was a good learning opportunity on the importance of having a good working relationship with other specialties. I also spent a morning in clinic with Dr. Neuhaus and was able to observe a wide range of lasers including PDL, KTP and GentleYag. I admired his model of professionalism and efficiency in clinic.

My next day was spent with Roy Grekin, MD. He has amassed thousands of cases over the years, and it was good to see his experience in action. He performed Mohs on several large melanoma in situ (MIS) utilizing the MART-1 immunostain. At my institution, we primarily do staged excision or "slow Mohs" on MIS, so

learning to distinguish MIS histologically from other mimickers, such as melanocytic hyperplasia, was beneficial for me. Due to the size of these facial MIS's, large defects were created, necessitating creativity with two large rotation flaps.

I spent the next day with Siegrid Yu, MD, who was my sponsor for the preceptorship. Dr. Yu has excellent procedural technique and provides tailored constructive feedback to her residents and fellows to help streamline the excision and suturing process. We performed several advanced flaps that day, and her education in flap design was particularly helpful to see. I also was able to assist with a full thickness skin graft placement. I had never used Aquaplast as a bolster for a FTSG, and so this was a beneficial experience. Dr. Yu made concerted efforts to educate myself and her fellows, which I appreciated.

My final day was spent with Sarah Arron, MD, PhD. Dr. Arron is a jack-of-all-trades, as she spends large amounts of time performing research, but also is remarkably well balanced in cosmetics, lasers and Mohs. She does a great job educating on flap design and walked through the execution of a lower lip mucosal advancement flap with a superb final cosmetic result. She has a special interest in high risk SCC of the head and neck, and this seems to be a favorite teaching point for her.

I am fortunate to have been selected for the a preceptorship, and I am grateful to the UCSF Mohs team (and their skilled fellows, MA's and nurses) for allowing me the opportunity to spend time with them. As an aspiring Mohs surgeon myself, I feel this was a priceless opportunity, and I recommend any rising dermatologic surgeons to consider applying as well.

Resident Preceptee Reports

The Resident Preceptorship Program remains on hold due to the COVID-19 pandemic. ASDS leadership and staff are monitoring the safe reopening of members' practices and institutions. Updates will be emailed and posted on asds.net/Resident-Preceptorship-Program. The following reports continue to cover 2019 visits.

Preceptee: Aaron Steen, MD,
Rochester, Minn.

Preceptor: Rajiv I. Nijhawan, MD,
Dallas, Texas




Dr. Steen

The dermatologic surgeons at the University of Texas Southwestern (UTSW), Drs. Rajiv Nijhawan and Divya Srivastava, generously allowed me to observe them

and their surgical fellow, Dr. Kimberly Ken, for a week in August 2019. My primary goal for the preceptorship was to observe and learn more about the MART-1 staining technique used in Mohs for melanoma. Over course of the week, I reviewed dozens of live cases and archived slides that had been prepared with MART-1 staining. I also spent a morning with the Mohs technicians learning how they prepare fresh frozen tissue slides and stain them with immunohistochemical markers. Spending this time with the dermatologic surgeons at UTSW has helped me start building a basic understanding of how to differentiate chronically sun-damaged skin from melanoma-in-situ using the MART-1 technique, and I am excited to build upon this knowledge. I would like to take this opportunity to thank the dermatology departments at UCSF (my home department), UTSW (my host department) and ASDS for collectively making this wonderful experience possible.

Preceptee: Joyce Yuan, MD,
San Francisco, Calif.

Preceptor: Suzanne Kilmer, MD,
Sacramento, Calif.



Dr. Yuan


I had a wonderful experience rotating with Suzanne Kilmer, MD, through an ASDS Resident Preceptorship. As an observer in Dr. Kilmer's busy cosmetic practice,

I was able to learn Botox and filler techniques for many areas of the face. I greatly appreciated that she discussed clinical pearls and techniques in detail. Dr. Kilmer had an impressive number of lasers and other cosmetic devices in her office. I observed treatments that included pulsed-dye laser for extensive port-wine stain; Fraxel Re:Store for improvement of aging and sun-damaged skin; and Emsculpt for body contouring. I also learned about two radiofrequency devices, Agnes and Scarlet, which I had never encountered before. It was interesting to see demo treatments with these devices for skin tightening and treatment of periorbital fat, syringomas and sebaceous hyperplasia. I loved seeing the efficiency of Dr. Kilmer's practice and her excellent interactions with staff and patients. I appreciated that Dr. Kilmer and the whole clinic – including nurses, support staff and patients – were supportive and welcoming of me. For a well-rounded procedural dermatology experience, I also had the opportunity to observe Drs. Daniel Eisen and Jayne Joo

in Mohs surgery at UC Davis during the week. It was a joy to meet them and observe their surgical practice. I learned surgical pearls, interpreted Mohs slides and discussed patient care and dermatologic surgery research with them. I am grateful for the support of the ASDS Resident Preceptorship Program for a memorable and educational week.

Preceptee: Julien Beattie-Lanoue, MD,
Burlington, Vt.

Preceptor: Eli Saleeby, MD,
Coral Springs, Fla.



Dr. Beattie-Lanoue

For my 2019 ASDS Resident Preceptorship, I was fortunate to have had the opportunity to work with Eli Saleeby, MD, and his amazing colleagues and


staff at his private practice. Dr. Saleeby is an extremely well established surgeon in South Florida and director of an ACGME-accredited procedural dermatology fellowship. Dr. Saleeby has been practicing Mohs surgery for approximately 25 years and has performed more than 60,000 cases. Furthermore, Dr. Saleeby completed his fellowship training with Dr. Frederic Mohs, the original dermatologist who invented the technique of Mohs surgery.

My initial goals for this preceptorship experience were to solidify core procedural dermatology skills and to learn new techniques and perspectives

from an established and successful surgeon regarding Mohs surgery, surgical reconstruction, practice management and cosmetic procedures. I can confidently say that all of my goals and expectations were exceeded. Dr. Saleeby is an incredibly kind, knowledgeable and skilled surgeon who allowed me to closely work with him and his staff, fellows and colleagues to learn about his approach to procedural dermatology. I am incredibly grateful to have had the opportunity to visit his practice and see his approach to patient consultations, dermatologic procedures and post-operative management. I plan to incorporate the knowledge and skills I gained into my future practice to improve patient care and outcomes. Dr. Saleeby was also able to provide invaluable perspective and advice on the fellowship application and in establishing a successful career in Mohs surgery. I would highly recommend this experience without reservation to other ASDS residents.

Preceptee: Kourosh Beroukhim, MD, Irvine, Calif.

Preceptor: Anna A. Bar, MD, Portland, Ore.



Dr. Beroukhim

My Resident Preceptorship allowed me to complete a one-week dermatologic surgery rotation at the Oregon Health Sciences University (OHSU)

Dermatology Department under the mentorship of Anna Bar, MD. My experience at OHSU was both educational and enjoyable. I also spent time with Justin Leitenberger, MD, who is also a Mohs surgeon at OHSU.

I chose OHSU because of the exceptional nature of its Mohs unit. Drs. Bar and Leitenberger perform 15 or more cases of Mohs each day, many of which are large or rare tumors. Furthermore, they routinely repair almost every defect in-house rather than referring to other specialties. As I search for a suitable program for Mohs training following the completion of residency, I realize these


are exactly the features that I look for in a training program. OHSU is also one of few programs that allows rotators to have hands-on experience. Drs. Bar and Leitenberger both allowed me to participate in surgical cases and took time to give constructive feedback of my technique.

Each day consisted of Mohs cases in the morning and follow-up visits in the afternoon. We started at 7:30 a.m. with patient consents, followed by layers on each patient. Upon clearance of tumors, each defect was repaired, and I participated in several of these repairs. I spent much of my time with the current fellow, Eric Sorenson, MD, who is a dedicated educator. I also greatly enjoyed working with the medical student who was rotating on Mohs surgery that week. I was impressed by the efficiency and cohesiveness of the unit, particularly at the well-defined roles of the supporting staff.

My preceptorship with Dr. Bar at OHSU was fantastic experience, and it would not have been possible without the ASDS Resident Preceptorship. I thank ASDS for its support of my career goals. ●

AS|DS
American Society for
Dermatologic Surgery

COSMETIC AND RECONSTRUCTIVE EXPERTISE
FOR YOUR skin health and beauty™



Primer in Dermatologic Surgery: A Study Companion, 2nd Edition

Kavita Mariwalla, MD and David J. Leffell, MD

A quick reference for rapid review in dermatologic surgery, the *Primer* concisely presents the essential knowledge needed for certification, MOC or practice. It can also serve as a backbone for a surgical curriculum. Whether you're new to the field or have been practicing dermatologic surgery for years, you'll consider this book one of your most valuable resources.

Must-read chapters include:

- Cutaneous Anatomy
- Local Anesthetics
- Surgical Instruments
- Suture Materials / Techniques
- Basal Cell Carcinoma
- Squamous Cell Carcinoma
- Melanoma
- Electrosurgery
- Cryosurgery
- Elliptical Excision
- Grafts
- Flaps
- Mohs Micrographic Surgery
- Nail Anatomy
- Nail Surgery
- Chemical Peels and Dermabrasion
- Neurotoxins
- Soft-tissue Fillers
- Laser and Light-based Devices
- Sclerotherapy
- Liposuction
- Hair Transplant
- Wound Care Management
- Microbiology
- Answer key and index
- Bibliographies

Order today at asds.net/shop or call 847-956-0900.

Resident Preceptee Reports

The 2021 Resident Preceptorship application submission process is on hold due to the COVID-19 pandemic. ASDS leadership and staff are monitoring the safe reopening of members' practices and institutions. Updates will be emailed and posted on asds.net/Resident-Preceptorship-Program. The following reports cover 2019 visits.

Preceptee: Krista Larson, MD,
Portland, Ore.

Preceptor: Ellen Marmur, MD,
New York, N.Y.



Drs. Larson and Marmur

I completed my ASDS preceptorship with Ellen Marmur, MD, at Marmur Medical in the Upper East Side, New York City, New York.

This experience really gave me a great opportunity to learn new cosmetic dermatology and Mohs surgery skills from one of the leaders in the field. I learned about new filler and neurotoxin techniques as well as CoolSculpting, Thermage, lasers and PRP. My current career goal is to join a private practice after finishing residency. I learned so much about office management and work flow from Dr. Marmur too. This preceptorship was an amazing experience and I highly recommend it.

Preceptee: Alexandra Zeitany, MD,
Bermuda Run, N.C.

Preceptor: Suzan Obagi, MD,
Pittsburgh, Penn.



Drs. Zeitany and Obagi

I had the opportunity to work with Suzan Obagi, MD, at the University of Pittsburgh Medical Center as part of a one week

preceptorship through ASDS. I participated in this program in order to further my knowledge of cosmetic dermatology, specifically regarding neuromodulators, soft tissue augmentation with filler and lasers.

Dr. Obagi starts each day with a complex cosmetic surgery. I had the opportunity to observe fat transfers, ear lobe repairs, liposuction and blepharoplasties. Although I do not plan to perform these procedures in my own practice, it was an amazing opportunity to observe these for the first time. I gained an understanding of which patients would be good candidates for these procedures, and I learned how to counsel patients about the down time required. For the remainder of her clinic days, Dr. Obagi primarily works with neuromodulators, fillers and lasers. These are all areas of cosmetic dermatology I plan to practice.

Every day, I learned innumerable pearls from Dr. Obagi. These practical pearls were not facts I could learn from a textbook, but rather techniques she has

developed from years of personal experience. Her motto when she approaches patients is "less is more," and I learned how subtle augmentation with small volumes of neuromodulators and fillers can create a very natural "refreshed" aesthetic. I found that her patients valued this approach as well. She also shared with me a library of organized online literature about cosmetic dermatology. There were over 900 articles, and I have only skimmed the surface of these invaluable resources. The pearls I learned from this experience have already significantly influenced and changed my practice.

One of the unexpected insights I gained from this experience was the art of approaching cosmetic patients. Instead of pointing out patients' flaws, Dr. Obagi turned everything into a positive with phrases like, "It would look amazing if we put a little filler here" or "You have such beautiful eyes; if we soften your dark circles, they will pop even more." I found patients responded so well to this type of feedback. They left their visits feeling more positive and confident in themselves. Several of the patients shed tears of joy when looking in the mirror after their procedures. I realized how emotionally fulfilling cosmetic dermatology can be for the provider as you help your patients embrace a more positive image of themselves.

I am so grateful to ASDS for this experience. It has already immensely impacted both the science and art of my practice. I look forward to continuing to contribute to this fascinating field.

Preceptee: Iviensan Manalo, MD,
Atlanta, Ga.

Preceptor: Brian Jiang, MD,
San Diego, Calif.



Drs. Manalo and Jiang

I cannot thank the ASDS Resident Preceptorship Program and my preceptor, Brian Jiang, MD, enough for the opportunity to spend one

week with Dr. Jiang's Mohs micrographic surgery and cutaneous oncology fellowship program at the University of California San Diego.

Throughout the week, I learned so much from a rich exposure to numerous Mohs cases, averaging at over 10 cases per half day. I was able to observe the planning for and surgically assist in numerous flaps and grafts, from several melolabial interpolation, crescentic advancement, rotation, and bilobed nasal and ear flaps to conchal bowl grafts. I was continually impressed by the high volume of experience in Mohs micrographic surgery and reconstructions, and I was grateful to learn surgical pearls from Dr. Jiang that I plan to continue implementing lifelong in my career to optimize cosmetic outcomes and patient satisfaction e.g. running subcuticular sutures in non-head and neck areas and his coined "four-point" deep stitch to seamlessly maintain the alar groove.

Additionally, I had the opportunity to spend time with and learn from Arisa Ortiz, MD, who is both Mohs micrographic surgery, laser and cosmetic dermatology-trained. I learned about the use of the KTP laser in combination with intralesional 5-fluorouracil and Kenalog for the treatment of hypertrophic scars on the chest of a Fitzpatrick type 4 teenager. I also learned about microbotox to treat crepiness of the neck and had the opportunity to observe platelet rich plasma injections for both female and male pattern alopecia. Another unique experience I had at the conclusion of the week was attending the Master of Aesthetics conference, which is organized by Dr. Ortiz in conjunction with other leaders in lasers and cosmetics. I observed live patient demonstrations on injectables, listened to several wonderful talks on the latest in devices and learned from a resident hands-on session on several fillers.

Overall, this preceptorship was such a unique and fantastic experience for me, and I am grateful to ASDS, Dr. Jiang, Dr. Ortiz, current fellows Grace and Maggie and their staff for a very comprehensive and strong experience in Mohs micrographic surgery and procedural dermatology. I would absolutely recommend this invaluable experience with such a strong program!

Preceptee: James Foshee, MD,
Phoenix, Ariz.

Preceptor: Melissa Pugliano-Mauro,
MD, Pittsburgh, Penn.



Dr. James Foshee

I was fortunate to spend a week working with Melissa Pugliano-Mauro, MD, Director of Dermatologic Surgery at the University of

Pittsburgh Medical Center (UPMC). During my preceptorship, I observed Dr. Pugliano-Mauro performing Mohs surgery, and it was very exciting to witness a different approach to dermatologic surgery.


Dr. Pugliano-Mauro is also the director of the transplant dermatology program at UPMC. As I'm interested in working with transplant patients in the future, I enjoyed seeing Dr. Pugliano-Mauro's surgical approach to complex tumors, as well as learning about her investigations in non-surgical treatments for skin cancers. I picked up some helpful tricks along the way, and I'm excited to apply this new knowledge to my current and future patients. I'm grateful to the ASDS for sponsoring my time with Dr. Pugliano-Mauro! ●

NEW! Read the *Essentials of Dermatologic Surgery for Medical Students*, a book developed by the ASDS Future Leaders Network.

"This guide is dedicated to all the students of medicine who want to participate in an active learning environment in dermatologic surgery. We hope that in using this guide, you enhance your self-directed learning and not only heighten your experience during the rotation, but are able to carry the knowledge you gain forward in your practice."

–Naomi Lawrence, MD, and Deirdre Connolly, MD

asds.net/Publications



Resident Preceptee Reports

The 2021 Resident Preceptorship application submission process is on hold due to the COVID-19 pandemic. ASDS leadership and staff are monitoring the safe reopening of members' practices and institutions. Updates will be emailed and posted on asds.net/Resident-Preceptorship-Program. The following reports cover 2019 visits.

Preceptee: Anna Kim, MD,
Birmingham, Ala.

Preceptor: David Kent, MD,
Macon, Ga.



Dr. Kim


The ASDS Resident Preceptorship Program gave me the opportunity to learn directly under David Kent, MD, in Macon, Georgia. Dr. Kent is not only an incredibly talented Mohs surgeon, but also a genuinely enthusiastic teacher who deeply cares about the education of young, aspiring dermatologic surgeons. He shared a number of his surgical pearls with me and taught me new surgical and anesthetic techniques that I look forward to implementing in my future practice. I learned how to utilize the superficial musculoaponeurotic system (SMAS) application technique on larger defects on the cheek in order to increase adjacent tissue mobility and reduce wound tension. In another surgical case, Dr. Kent taught me the importance of maintaining a patent nasal airway during nasal reconstruction. This patient had a 1.2 x 1.0 cm defect on the left nasal ala, which collapsed each time with deep nasal inspiration. I watched as Dr. Kent harvested the cartilage from the left ear to reinforce the left nasal ala and sidewall and restore a functional airway. He then performed a 2-stage nasolabial flap to restore the nasal defect. In another case, I observed the use of a nasalis myocutaneous flap to repair a defect on the nasal supratip. In addition to Mohs surgery and reconstruction, I also got to observe laser-assisted tumescent liposuction for the very first time. I learned about

tumescent anesthetic solution preparation, infiltration and liposuction cannula technique.

I am passionate about dermatologic surgery and will be pursuing a Mohs fellowship. Dr. Kent contributed to my career development by broadening my experience within this field. I am grateful for the experience and would recommend this preceptorship to anyone who is interested in procedural dermatology.

Preceptee: Erin Roberts, MD,
Lewisville, Texas

Preceptor: Mariah Brown, MD,
Aurora, Colo.



Dr. Roberts

During my one-week ASDS preceptorship, I had the opportunity to observe and work closely with Drs. Mariah Brown and Misha Miller, two very talented Mohs surgeons at the University of Colorado. During my week, I witnessed Mohs surgery being performed in a fast paced, high volume, academic setting. Drs. Brown and Miller treated a wide variety of skin cancers, including melanoma and dermatofibrosarcoma protuberans (DFSP), and performed multiple complex closures, including a facial forehead flap. Both surgeons have unique surgical techniques and patient-centered approaches to care, which allowed me to expand my surgical toolbox. I even had the opportunity to watch Dr. Brown close a large upper cutaneous lip defect with a modified flap technique she thought of herself!

This experience provided me an invaluable opportunity for mentorship. I learned from two strong female role models who have made positive impacts in the field. Their passion for teaching and advancing the field of cutaneous oncology was obvious. I was fortunate enough to attend two lectures given by Dr. Brown on the principles of excision and suturing techniques.

During this rotation, I was also able to witness the important collaboration between dermatology, pathology and oncology to improve patient care. During one difficult case with Dr. Miller, we went directly to pathology to confirm our frozen sections with the dermatopathologist in order to provide the best care for her patient. This case reinforced to me the value of working in a highly integrated academic environment. I am grateful for this amazing opportunity afforded by ASDS that allowed me to work so closely with such great role models, and I know it will forever impact my future career as a Mohs surgeon.

Preceptee: Timothy Durso, MD,
Washington, D.C.

Preceptor: Bruce Katz, MD,
New York, N.Y.



Dr. Durso

From the moment I stepped into the JUVA Skin & Laser Center building, the staff made me feel like I was part of their office family. Dr.


Katz gave me a tour of the clinic where he has over 50 energy-based devices at his disposal for treatment. The clinic also contains a research wing where Dr. Katz conducts studies on both new devices

and novel applications of existing technologies.

I come from a program with a fairly robust energy-based device curriculum. With that being said, my time with Dr. Katz was invaluable in learning new techniques with these devices I had not yet experienced in my residency. Seeing Dr. Katz's expert technique in administering injectable fillers and neuromodulators also provided me with further refinement of my own approach going forward. The highlight of my experience was seeing tumescent liposuction performed in the office's outpatient operating suite. Dr. Katz did an amazing job covering all aspects of the procedure as we progressed through the case. From preoperative planning and considerations to optimizing intraoperative technique and assessing the final ideal contour, I learned as much in those few hours as I had in the past several months of residency! I would highly recommend any dermatology resident complete an ASDS preceptorship prior to graduation. The new skills I learned as well as the optimization of prior learned techniques will stay with me for years to come as I incorporate them into my future independent practice of surgical dermatology. I would also highly recommend spending time with Dr. Katz and the rest of the staff at the JUVA Skin & Laser Center. Their hospitality and dedication to teaching me the cutting edge of procedural dermatology will not soon be forgotten.

Preceptee: Emily Carr, MD, San Diego, Calif.

Preceptor: Eric Bernstein, MD, MSE, Ardmore, Penn.



Drs. Bernstein and Carr

As I get ready to hang my shackle, I find myself desiring more with regards to cosmetic training, which led me to apply for an ASDS

preceptorship. I find that many patients want to discuss cosmetic procedures and

anti-aging remedies. I want to offer recommendations and treatment plans that are unique to each patient's needs and desires. As strip malls become increasingly crowded with poorly supervised medical spas and weekend trained injectors offering subpar results, I want to offer patients skill that is backed by expert knowledge and training. Our patients deserve more.


During my week with Dr. Bernstein, I learned a great deal about laser surgery. I learned the core principles of laser surgery, laser safety and the art of performing a cosmetic consult. The more I learn about medical dermatology, the more I see how medical and cosmetic dermatology go hand in hand. For example, I learned about recommendations for treating oftentimes embarrassing scars that acne leaves behind. There is no greater joy than to see patients' personalities begin to shine when their skin begins to reflect the beauty that lies within.

I was also able to observe Dr. Bernstein give advice for tattoo removal. Rather than a one-size-fits-all approach that is offered by many practitioners, Dr. Bernstein counseled patients on various options for tattoo removal. I observed patients leave consults knowing they received an opinion that is backed by expert knowledge and skill.

My ASDS preceptorship helped me gain knowledge and mentorship in ways I cannot obtain at my residency program. My ASDS preceptorship will pay dividends far beyond the time I spend with my preceptor as I hope to someday pay it forward to future residents in my residency program. I am dedicating myself to lifelong learning and to seeking out experiences and mentorship that will help me hone my craft as a dermatologist. The opportunity to train with Dr. Bernstein is helping me achieve my goal of becoming a more confident, competent and credible physician.

Preceptee: Tuyet A. Nguyen, MD, Los Angeles, Calif.

Preceptor: Richard G. Bennett, MD, Santa Monica, Calif.



Dr. Durso

In my residency program, most of our experience with Mohs occurs during the third year. Although I have had experience with Mohs and want

to pursue it as a career, I felt like I wanted to get a more immersive experience and see how different surgeons operate. I chose to work with Dr. Bennett because he has trained numerous exceptional Mohs surgeons and is one of the most experienced Mohs surgeons in the country. I knew this experience would give me more exposure to Mohs surgery and to different and more complex repair techniques.

I think this preceptorship was an amazing experience. I obtained a better sense of what fellowship would be like and what the fellow is able to learn throughout the course of a year. I think one of the most important parts of Mohs surgery is learning how to read histopathology slides. Dr. Bennett was patient and taught me the nuances in reading frozen sections. It was interesting to see other stains being used for frozen section rather than just H&E, and I think learning how to use these other stains are a valuable tool for the future.

Another thing I felt I learned a lot more about was reconstruction. Dr. Bennett had more complex cases than most Mohs I have seen in the past, so the defect was larger. It was very interesting seeing different flaps and how tissue can be moved from one area to another to create a good cosmetic outcome. I think one of the major aspects of Mohs surgery is that many of these skin cancers occur on the face, so cosmetic outcomes are extremely important. Dr. Bennett is extremely knowledgeable in facial anatomy and how to create optimal outcomes after surgery.

Overall, I believe this was an amazing experience and will make me a better physician and, hopefully, surgeon in the future.

Resident Preceptee Reports

The 2021 Resident Preceptorship application submission process is on hold due to the COVID-19 pandemic. ASDS leadership and staff are monitoring the safe reopening of members' practices and institutions and hope to open registration in May for in-person visits. Updates will be emailed and posted on asds.net/Resident-Preceptorship-Program. The following reports cover 2019 visits.

Preceptee: R. Blake Steele, MD,
Danville, Penn.

Preceptor: Hugh Greenway, MD,
La Jolla, Calif.



Dr. Steele

I'm greatly appreciative for the opportunity to spend time and learn from Hugh Greenway, MD, by means of the ASDS Resident

Preceptorship Program. The opportunity to provide care in a variety of ways to a broad patient population is something that is very important to me, and I was able to learn first-hand how this is done

with Dr. Greenway and colleagues at Scripps Clinic.

It was a unique and great experience to watch him interact with his patients, fellows and clinical staff alike. Having the opportunity to observe and learn from not only Dr. Greenway but other medical specialists at Scripps Clinic helped me learn new ways of treating patients both via surgical modalities as well as procedural and medical dermatologic practices. Many of these skills and techniques I have already incorporated into my dermatologic practice and make me excited and eager to further my training and skills in the dermatology field. As I set out to prepare for my future career, I understand the importance of building a strong foundation, expanding my knowledge, strengthening my skills

and cultivating a pattern of learning. I was able to see how Dr. Greenway helps his fellows build this strong foundation throughout their training.

By being able to learn from his different perspective and practice management, I can broaden my own understanding of treatment of cutaneous oncology through the different treatment modalities and techniques Dr. Greenway has perfected throughout his career; both in Mohs surgery and procedural dermatology. I am very appreciative to ASDS for their kindness in affording me this opportunity. It is a great privilege to have access to this preceptorship program. I feel each resident can greatly benefit from this program regardless of their desires to pursue surgical or procedural fellowships.

Engage With Peers on ASDS Connect's Residents SIG

Want to ask your peers a question about the board exam? Are you exploring fellowship programs and looking for advice from those who have been there? Join the Residents / Fellows Shared Interest Group (SIG) to connect with your peers! The Residents / Fellows SIG is for residents, fellows in training and any interested members to join, ask questions or start a discussion on anything relevant to residents and members in a fellowship program. This is a secure, member-only platform where you can meet peers in other residency programs, ask for advice, share your own experiences and grow your personal network.



Preceptee: Saleh Rachidi, MD,
Hackensack, N.J.

Preceptor: Eli Saleeby, MD,
Coral Springs, Fla.



Dr. Rachidi

I visited with Dr. Saleeby for a week, and it was one of the highlights of my residency. Jointly, they run a double fellowship in cosmetic

dermatology and cutaneous oncology/Mohs micrographic surgery. Dr. Saleeby performs surgeries full time including Mohs surgery and excisions, with around 15-20 cases per day. He is a genuine gentleman with a very friendly bedside manner and is much loved by his patients. He was very welcoming for me to work with him and clearly enjoys mentoring young physicians. He spent a significant amount of his busy day to discuss various topics in dermatological surgery whether surgical technicalities or general career advice and the future of this subspecialty. I also worked alongside another resident and a fellow who were very amicable and fun to work with, and together we read the slides from Mohs excisions before Dr. Saleeby reviewed them, which was engaging and educational. Dr. Saleeby loves fishing; you could clearly tell his passion for fishing from almost every other patient asking him about his fishing trips, if you could not already tell from the multiple fishing-themed paintings in his office. If you have a special connection with the sea like myself, you would appreciate some good fishing stories.

I also had the chance to work for two days with Eduardo Weiss, MD, at Hollywood Dermatology. I was impressed by the versatility of procedures he performs along with medical dermatology. Within the same day, he saw patients with pyoderma gangrenosum, hidradenitis suppurativa and hair loss, along with performing skin checks, blepharoplasties, Mohs surgeries, injectables and lasers. He performed all of that in a very comfortable environment and a smoothly run clinic. Importantly, I cannot overstate Dr. Weiss' incredible sense of humor and bubbly

personality and just the really good time you would have in his company. It was inspiring to observe him practice this wide array of procedures and medical dermatology, which is part of the beauty of our specialty.

Overall, this was a very rich experience exposing me to a demographically diverse patient population and a versatile surgical and cosmetic experience. All was in a collegial environment with outstanding physicians demonstrating excellent patient care, genuine compassion and highly trained staff who made everything flow very smoothly. Thank you to ASDS for this opportunity, and I look forward to paying back by teaching trainees in the future.

Preceptee: Kehinde Raji, MD, MPH,
Decatur, Ga.

Preceptor: Todd Cartee, MD,
Hershey, Penn.



Dr. Raji

I was privileged to participate in the ASDS Resident Preceptorship Program for five days in 2019 and lucky to have Drs. Todd Cartee and

Charlene Lam from Hershey Penn State as my preceptors. I spent most of the day with the four Mohs surgeons at Penn State Hershey Department of Dermatology within their Mohs unit. It was a priceless experience. Getting to participate in the patient care experience from the initial meeting to the counseling to the intraoperative and post-operative care was an enlightening process. Also, working with four different surgeons enabled me to learn different surgical approaches for similar defects as well as various nuances that helped expand my repertoire of surgical techniques.

Working with Drs. Lam, Cartee, Billingsley and Travelute allowed for a really well-rounded experience. On Monday, I worked with Elizabeth Billingsley, MD, who has been a Mohs surgeon for over 20 years. She taught me how to be minimalistic in my approach to reconstructing surgical

defects as she readily takes advantage of secondary intention wound healing when appropriate. Her rapport with patients and bedside manner was also very good to observe, and I was able to pick up some pointers from her in that regard.

On Tuesday, I worked with Dr. Lam. Her focus and precision during surgery and ability to troubleshoot was highly impactful to observe. I was invited to participate in the pig skin suturing lab for the residents that evening, and it was fun helping out the residents, while also practicing some suturing techniques myself.

Working with Dr. Travelute on Wednesday was tons of fun. Given she completed two years of general surgery residency prior to switching to dermatology, she had lots of different suturing techniques that are not traditionally taught as part of the dermatology surgery repertoire. She took the time to show me these techniques and enabled me to increase my repertoire of suturing techniques.

Thursday was spent with Dr. Cartee in the Mohs unit. His love for teaching was readily apparent as he walked me through each stage of the Mohs process including the appropriate technique to taking my layers, preparing the specimen for the histology process and reconstructing surgical site defects. He provided a rationale for each step that was very easily understandable.

My last day was also spent with Dr. Cartee in the new cosmetic unit. This was my most novel experience as I was able to witness an endovenous laser ablation as well as sclerotherapy and this exposure led me to develop a newfound passion for this procedure. I plan to incorporate this into my education moving forward as well as my future practice.

Overall, my ASDS preceptorship provided an opportunity for me to interface with another department while learning new procedural skills that I otherwise may not have had exposure. It was a very rewarding experience in which I would highly encourage every dermatology resident interested in a career in procedural dermatology to participate.

Resident Preceptee Reports

The 2020 Resident Preceptorship application submission process is on hold due to the COVID-19 pandemic. ASDS leadership and staff are monitoring the safe reopening of members' practices and institutions. Updates will be emailed and posted on asds.net/resident-preceptorship-program. The following reports cover 2019 visits.

Preceptee: Kathryn Shahwan, MD, Chaska, Minn.

Preceptor: Jeremy Bordeaux, MD, MPH, Cleveland, Ohio



Drs. Shawan and Bordeaux

During my week-long preceptorship with Mohs surgeon Jeremy Bordeaux, MD, MPH, I had the opportunity to attend a

multidisciplinary cutaneous oncology tumor board meeting run by Dr. Bordeaux, as well as observe several melanoma cases treated with Mohs micrographic surgery using MART-1 immunohistochemical staining or staged excision (slow Mohs). I also observed many traditional Mohs cases, as Dr. Bordeaux runs an incredibly efficient, high-volume surgical unit. Dr. Bordeaux and his fellow, Dr. Wesley Yu, performed a variety of advanced closure techniques including local tissue transfers and interpolation flaps. I was awed by Dr. Bordeaux's attention to detail and creativity, particularly in the takedown stages of both a paramedian forehead

flap (as he carefully templated and debulked the flap to precisely recreate the nasal ala) and a post-auricular interpolation flap (as he utilized mattress sutures to recreate the groove of the helical rim).

I plan to pursue a career in academic procedural dermatology and have a special interest in resident and fellow education. Dr. Bordeaux certainly exemplifies being a wonderful teacher and mentor, and I learned so much by watching him interact with his trainees and staff members.

I highly recommend the ASDS Resident Preceptorship Program to any dermatology resident interested in procedural dermatology. I am very grateful to ASDS, as well as Dr. Bordeaux and his team, for providing me with this valuable opportunity.

Preceptee: Fatima Fahs, MD, West Bloomfield, Mich.

Preceptor: Kimberly Butterwick, MD, San Diego, Cali.



Drs. Fahs and Butterwick

I had the pleasure of spending a week with Dr. Kimberly Butterwick and her colleagues at Cosmetic Laser Dermatology in

sunny San Diego through the ASDS Resident Preceptorship program last November. The opportunity provided me an inside look into Dr. Butterwick's daily life as a cosmetic dermatologist. Under Dr. Butterwick's wing, I was able to observe cutting-edge procedures and see the latest and greatest in cosmetic dermatology. Not only was I able to watch Dr. Butterwick work her magic, but I was also able to witness why she has excellent patient rapport.

One of our days started off bright and early in the office operating room as we gowned up and prepared for a liposuction and fat transfer case. Dr. Butterwick is a master of liposuction, and I learned so much watching her do this procedure! Did you know dermatologists pioneered


liposuction? We wrapped up our case and bounced from room to room as I watched her skillfully administer neuromodulators and dermal fillers. Her artistic touch and ability to assess each individual patient to provide the best cosmetic outcome was amazing!

Dr. Butterwick did not leave any laser procedure to my imagination! I observed her do a full face and neck rejuvenation using multiple lasers, fine tuning each device for optimal results. I was also able to spend some time with Dr. Douglas Wu, who has mastered the treatment of facial hyperpigmentation with lasers. In addition, Dr. Monica Boen shed some light on her techniques administering dermal fillers with a cannula. I returned to Detroit with a repertoire of new skills to enhance my own patient care and results.

I would highly recommend the ASDS Resident Preceptorship program to any resident seeking to learn more about cosmetic, laser and surgical dermatology. Our field is blessed to have so many pioneers, like Dr. Butterwick, who have paved the way for future generations of dermatologists. Dr. Butterwick is an example of a trailblazer who remains humble and kind enough to share her craft and expertise with others. I am beyond grateful to ASDS and Dr. Butterwick for this valuable opportunity!

Preceptee: Daniel Knabel, MD,
Shaker Heights, Ohio

Preceptor: Ian Maher, MD,
Minneapolis, Minn.



Drs. Knabel and Maher

interested in dermatologic surgery after realizing the great variety of skills and areas of expertise a micrographic surgeon must master — tumor biology, delicate resections of cutaneous malignancies, histology (interventional pathology) and reconstructive surgery. I decided to seek a preceptorship with Dr. Maher after

attending the Iron Surgeon Competition at the 2017 ASDS Annual Meeting in Chicago. I was particularly impressed with Dr. Maher's systematic approach to flap choice and design for a defect on the upper cutaneous lip. I knew I could learn a great deal from Dr. Maher.

While rotating at the University of Minnesota, I learned more about flap design and mechanics, techniques for taking Mohs layers, processing of tissue for histology and the treatment of melanoma in situ with micrographic surgery. I enjoyed observing the methodical design and execution of a pull through flap with transpositional modification for the repair of a large, antihelical defect involving cartilage.

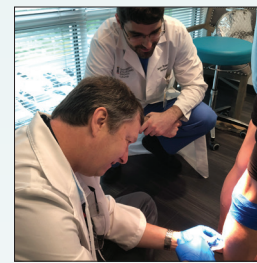
A particular highlight of my time with Dr. Maher was learning about his approach to treating melanoma in situ of the face with micrographic surgery. Through my dermatology residency, I developed an interest in melanoma. I also developed an interest in histology and immunohistochemistry. These interests, among others, helped me to decide to pursue a fellowship in both dermatopathology and micrographic surgery. While rotating with Dr. Maher, I had the opportunity to observe a case of melanoma in situ of the eyelid treated with micrographic surgery. I was able to witness the staining process and interpretation of both H&E and Mart1 immunohistochemistry sections. With this technique, we were able to completely remove the patient's melanoma while preserving important structures near the eye.

In addition to learning technical skills and more about the role of treating melanoma with micrographic surgery, I was also able to discuss the benefits of a career in academic dermatologic surgery. I learned more from Dr. Maher about conducting research early in my career and becoming involved in various societies and associations, not to mention our discussions on professional soccer and classical music. Given my interest in dermatopathology and dermatologic surgery, Dr. Maher provided advice on particular niches within these fields in which I hope to make contributions throughout my career.

Dr. Maher is a well-trained and well-rounded micrographic surgeon and creates an intellectually stimulating and fun environment in which to work. He encouraged my interests and went above and beyond to offer his support. It was a pleasure to spend time learning from him and his staff. After this ASDS preceptorship, I am even more excited about the pursuit of a fellowship in dermatologic surgery and feel very fortunate to have had Dr. Maher as my preceptor!

Preceptee: Jason Preissig, MD,
Baltimore, Md.

Preceptor: Byron Limmer, MD,
San Antonio, Texas



Drs. Limmer and Preissig

As a third-year dermatology resident, I wished for an opportunity to expand my skills and knowledge in a range of techniques and surgical procedures that are not offered in our department, but which are clearly a part of the specialty of dermatology. I specifically sought out a rotation at Dr. Limmer's office because I knew I would be exposed to all of these procedures.

During my visit, I enhanced and complemented my surgical skills at various surgical procedures, especially those not predominantly emphasized in my residency program. For two weeks, I saw Dr. Limmer's heavily procedurally focused dermatology practice, which included Ulthera, Gynesis, Botox®, Restylane®, Mohs surgery, cryotherapy, biopsies by several techniques, excisions, sclerotherapy and Aura laser. I was also able to see hair transplantation and platelet rich plasma injection at an associated office.

I am very happy that I had this opportunity and feel it helped me not only prepare for my board exams, but to get hands on experience with surgical procedures that I would not have otherwise seen as a dermatology resident. Thank you to ASDS and Dr. Limmer for this fantastic opportunity!

Preceptee Reports

Notice: In response to the COVID-19 pandemic, ASDS leadership and staff regret to inform you that the Resident Preceptorship Program has been suspended for 2020. The program's application submission window will open again in May 2021. Further updates will be posted on asds.net/resident-preceptorship-program. The following reports cover 2019 visits.

Preceptee: **Priyanka Gumaste, MD,**
Hoboken, N.J.

Preceptor: **Ellen Gendler, MD,**
New York, N.Y.



Drs. Gendler and Gumaste

an expert in both cosmetic and medical dermatology.

During my elective, Dr. Gendler spent one-on-one time with me, demonstrating advanced filler techniques and answering any questions I had. I learned many great clinical pearls that I know I will use in my future career!

Preceptee: **Nikhil Shyam, MD,**
Glen Cove, N.Y.

Preceptor: **Marc Avram, MD,**
New York, N.Y.



Drs. Shyam and Avram

time with Dr. Avram was invaluable as I was able to observe and learn about hair loss from one of the leading experts in the field. Specifically, I was able to observe how Dr. Avram interacted with patients during the consultation process, which is crucial in determining the appropriate

treatment plan. Dr. Avram always ensured that the patient's concerns were addressed and utilized his expertise to guide treatments that were both in line with the patient's wishes but that would also deliver the best therapeutic efficacy.

In terms of treatments, I was able to observe the latest procedures such as utilizing platelet-rich plasma for hair loss. In addition, I learned about surgical hair restoration by observing both the elliptical or follicular unit transplant technique as well as robotic surgery utilizing follicular unit extraction. I was also able to understand the various aspects involved in establishing a practice with an emphasis on medical and surgical hair restoration.

Overall, my preceptorship experience with Dr. Avram provided me with the tools necessary to be confident in helping patients with hair loss and in establishing the most optimal and individualized treatment plan for each patient. Perhaps more importantly, my preceptorship experience provided me with the ability to connect and share ideas with leaders in the field. The sincere commitment to education and passion for dermatology shown by Dr. Avram was very evident and will continue to serve as an inspiration as I embark on my professional career. I am extremely grateful to ASDS for providing me with this opportunity and hope to pay this forward in the future.

Preceptee: **Era Murzaku, MD,**
Dallas, Texas

Preceptor: **Tina Alster, MD,**
Washington, D.C.



Drs. Alster and Murzaku

a true "Wonder Woman," balancing a renowned private practice, roles as an educator and mentor and extensive involvement in research.

During my time with Dr. Alster, I gained exposure to multiple laser types (vascular, pigment, ablative, and nonablative lasers), neuromodulators, dermal fillers, non-invasive skin tightening devices, microneedling and platelet rich plasma. I learned a great deal clinically, but what impressed me most about Dr. Alster was her deep devotion to her patients and commitment to cutting edge, evidence-based medicine. For example, I saw an adolescent male whose face was covered in keloids from prior acne. Using a novel combination of intralesional medications and laser treatments, Dr. Alster was able to significantly decrease the appearance and redness of the patient's keloids, helping him to regain confidence, thrive socially and even pursue a career in healthcare!

I feel so grateful for the opportunity to spend time with Dr. Alster through ASDS. She very much embodies the type of physician I hope to become in my future practice, combining research, teaching and, above all, excellent patient care. Dr. Alster is a true inspiration, and I am so lucky to now call her my mentor!

continued on next page

Preceptee Reports *continued from previous page*

Preceptee: Jordan Wang, MD, MBE, MBA, New York, N.Y.

Preceptor: Christopher Zachary, MD, Irvine, Calif.



Drs. Zachary and Wang

I had the great pleasure of working with Christopher Zachary, MD, at UC-Irvine for my ASDS Resident Preceptorship. Not only is

he an expert in the field of aesthetics and cutaneous surgery, but he is also an outstanding educator.

Upon arrival, I witnessed firsthand how he was able to teach new techniques using injectables and medical devices. I was exposed to many new lasers that I hadn't worked with before. He often took the time during his busy schedule to explain aesthetic concepts and work with me on various research projects. His passion for aesthetics is contagious. In the medical field, where physician burnout is becoming a growing problem, I learned how important it is to have excitement and love for what you do on a daily basis. I also noticed how his patients appreciated his honest – and often candid – discussions and humor. From this, I saw that I can further infuse my own individuality more into my bedside manner.

The ASDS Resident Preceptorship helped expand my aesthetic knowledge, reinforce the importance of being passionate with my work and grow my patient communication skills. I would like to thank ASDS for providing me the opportunity to spend two weeks with Dr. Zachary. This was an invaluable experience that I will continue to remember for the rest of my professional career.

Preceptee: Jonathan Soh, MD, Rochester, N.Y.

Preceptor: Todd Cartee, MD, Hershey, Pa.



Drs. Soh and Cartee

Thank you for the opportunity to participate in the Resident Preceptorship program. For two weeks, I worked with Todd Cartee,

MD, at Penn State Dermatology. Dr. Cartee is a micrographic surgeon who also specializes in cutaneous oncology, reconstruction, phlebology and cosmetic dermatology. The majority of the rotation was structured around assisting Dr. Cartee and his departmental colleagues during their Mohs cases. I had the chance to become a valuable member of the surgical team — working alongside the nurses, fellow and attending. I spent time working directly with patients. In addition to Mohs surgery, I had the opportunity to observe a subset of patients with symptomatic venous and lymphatic disease.

With respect to venous disease, we reviewed lower extremity anatomy in order to target the deep and superficial venous systems. We discussed various venous treatment options like phlebectomy, endovenous laser ablation and sclerotherapy. I directly observed sclerotherapy with sodium tetradecyl sulfate detergent on multiple patients. I also learned that vein transilluminators are a valuable adjunctive tool for a successful procedure.

The bulk of the rotation was spent working with Dr. Cartee as he performed Mohs micrographic surgery. He is a compassionate surgeon and thoughtful mentor. Notably, his daily practice is

driven by evidence-based medicine. We often discussed the literature that guides his decisions and treatments. We reviewed past and recent publications guiding granulation and wound healing achieved with purse-string closures, the utility of pulley sutures, margins for melanoma in situ and management for high risk squamous cell carcinomas. We also spent a significant time reviewing histologic findings of common and uncommon non-melanoma skin cancers on frozen section analysis.

One of the benefits of the rotation was the chance to work with all of Penn State's micrographic surgeons: Drs. Billingsley, Travelute and Lam. This was a unique opportunity to learn from leaders within our field. They each provided me with mentoring and surgical training advice. It was helpful to appreciate the minor differences in daily practice and think about how it would translate to my overall future practice. Dr. Cartee provided opportunities to practice and feedback to improve my suturing and surgical skills. He is a mentor and coach for those interested in academic careers in micrographic surgery and dermatologic oncology. He is a role model and mentor I look up to, and I am fortunate to have had the opportunity to work with and learn from leaders within the field of dermatologic surgery.